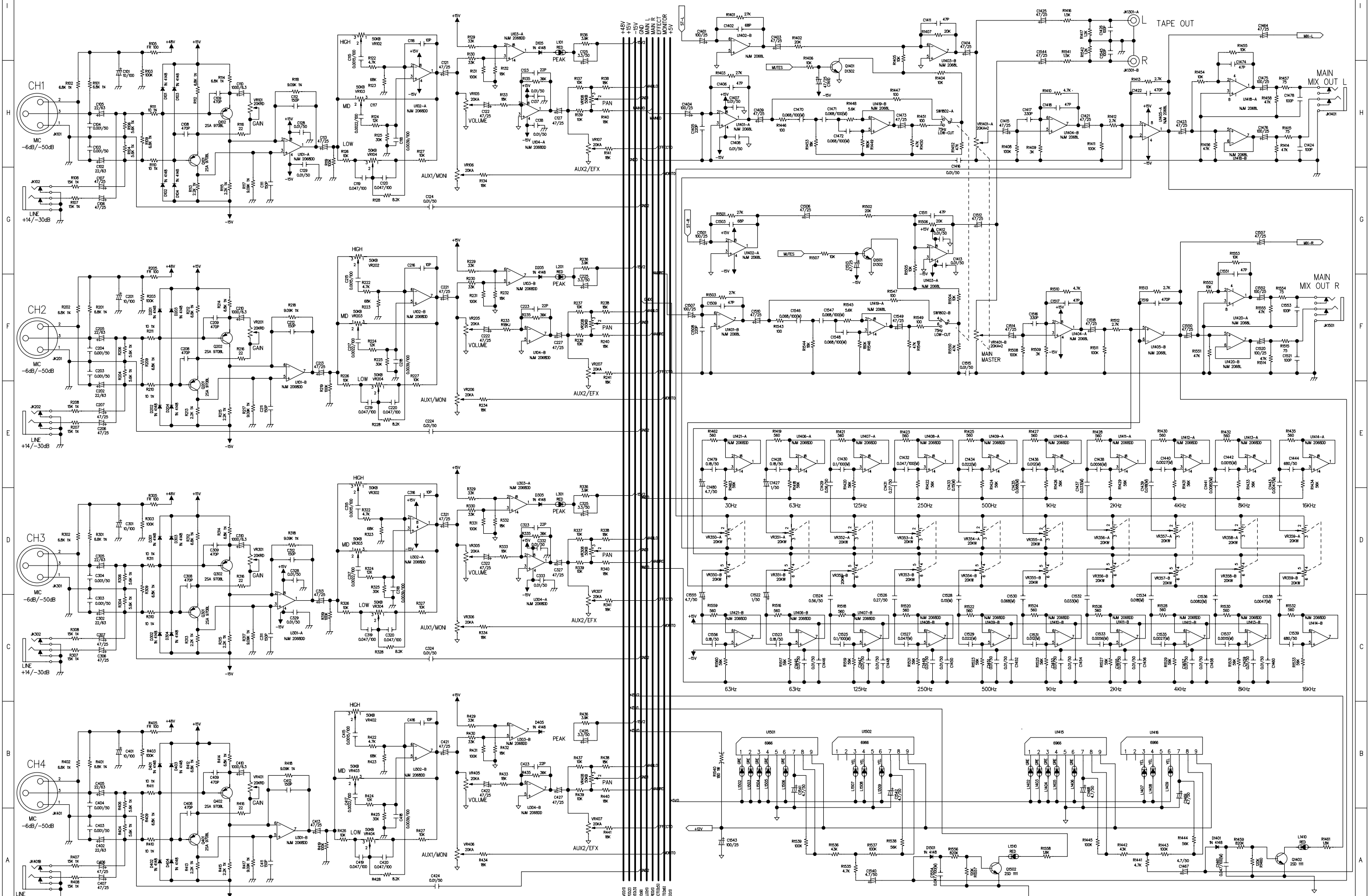


COMPANY	SAMSON	APPLICANT	REVISED NUMBER AND DATE
TYPE CODE		M.P.	1. 2005.02.17
APPROVED DATE	2004.02.20		2. 5. 8. 9.

DRAWN	CHECKED	APPROVED	NOTE
P.C.KU		JK	

MIXER CH1-CH4 B'D

SHEET NO.	SCHEMATIC DIAGRAM
4/6	MODEL : XM910



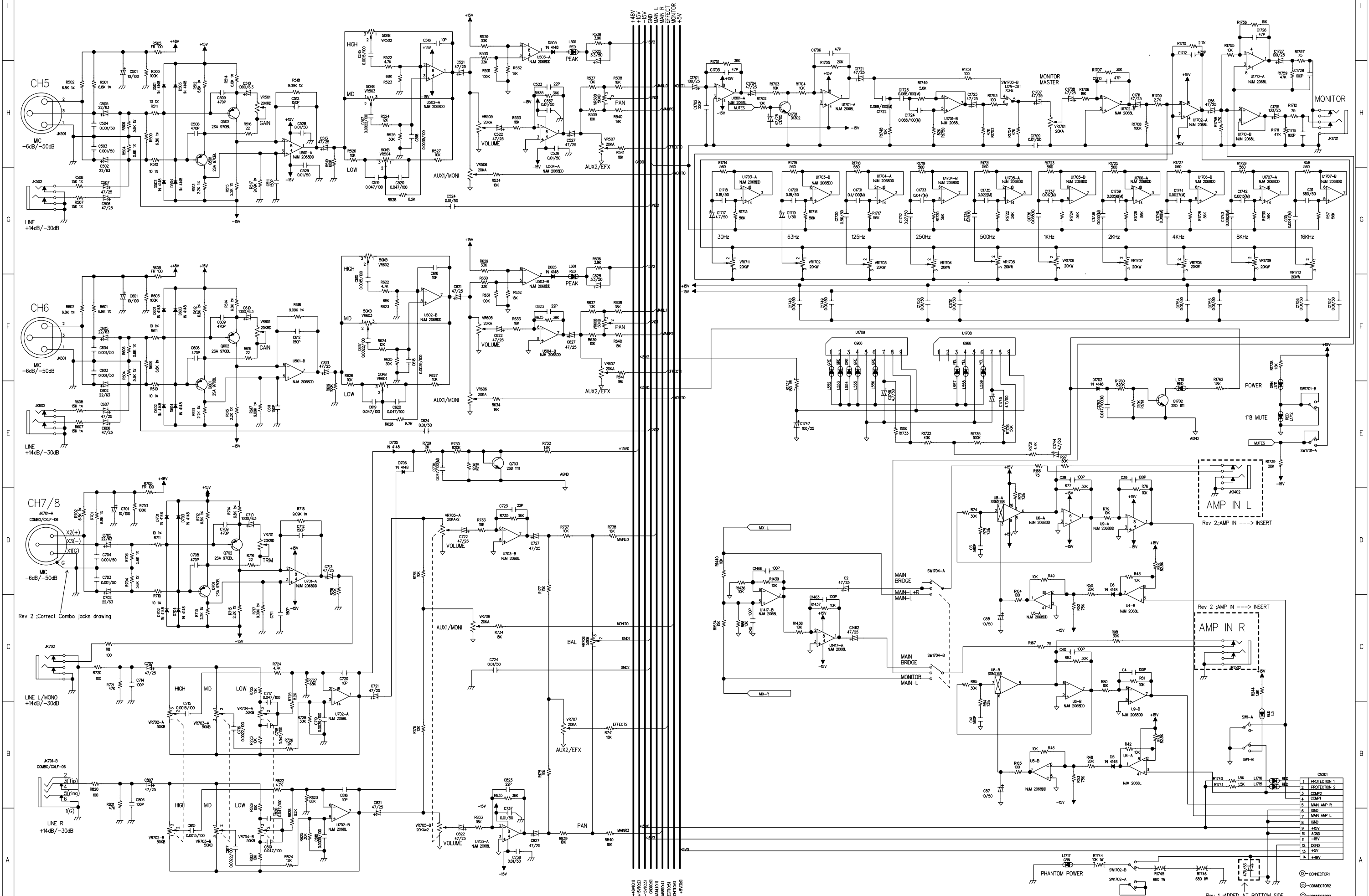
COMPANY	SAMSON	APPLICANT	REVISED NUMBER AND DATE	1. 2005.02.17	4.	7.
TYPE CODE		M.P	2. 2005.04.06	5.	8.	
APPROVED DATE	2004.02.20		3. 2006.01.03	6.	9.	

DRAWN	C.KU	CHECKED	APPROVED	NOTE
			JK	

- ADDED 470/63 FOR PHANTOM POWER INRUSH TROUBLE
- Correct Combo jacks drawing
- Change functionality AMP IN to AMP IN INSERT
- Modify CN201 pin 1&2 assign

MIXER CH5-CH8 B'D

SHEET NO.	5/6	SCHMATIC DIAGRAM
MODEL :	XM-910	



Rev 2 ;Correct Combo jacks drawing

Rev 2;AMP IN --> INSERT

Rev 2 ;AMP IN --> INSERT

Rev 1 ;ADDED AT BOTTOM SIDE

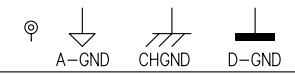
- +48VDC
- +5VDC
- 5VDC
- MANUAL
- MONITOR
- MONITOR
- +5VDC

- 1 PROTECTION 1
- 2 PROTECTION 2
- 3 COME
- 4 COME
- 5 MAIN AMP R
- 6 MAIN AMP L
- 7 MAIN AMP L
- 8 MAIN AMP L
- 9 +5V
- 10 AGND
- 11 -5V
- 12 D2ND
- 13 +5V
- 14 +48V

- CONNECTOR1
- CONNECTOR2
- CONNECTOR3

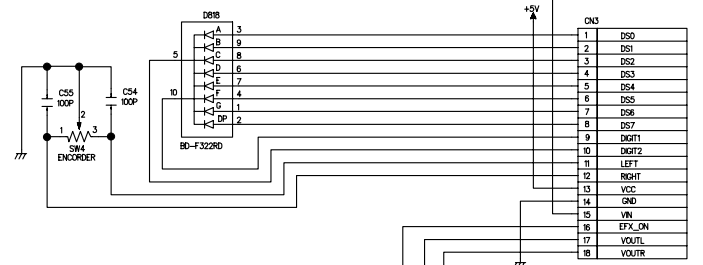
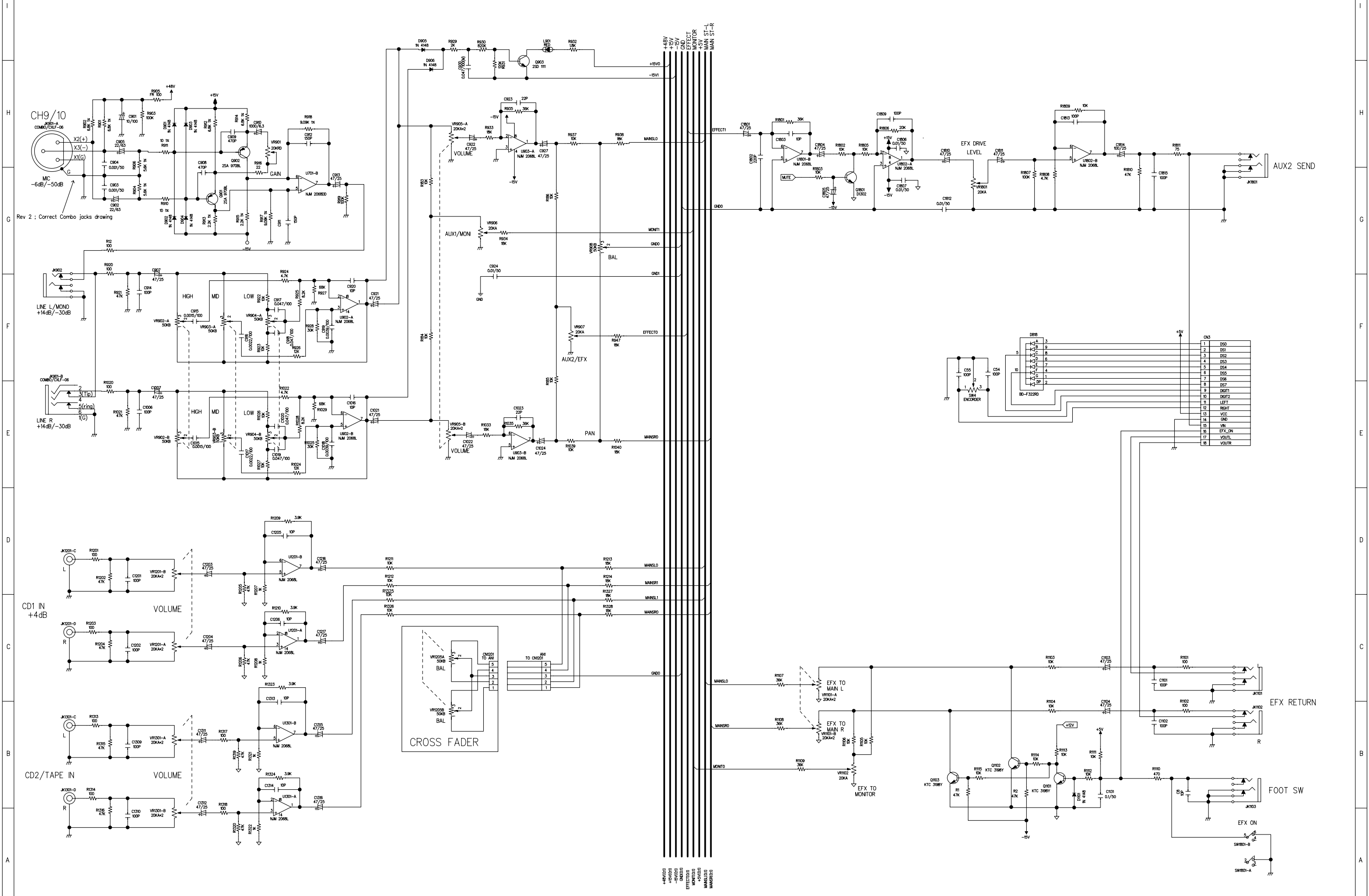
COMPANY	SAMSON	APPLICANT	REVISED NUMBER AND DATE			DRAWN	CHECKED	APPROVED	NOTE
TYPE CODE		M.P	1. 2005.02.17	4.	7.	P.C.KU		JK	2. Correct Combo jacks drawing
APPROVED DATE	2004.02.20		2. 2005.04.06	5.	8.				
			3.	6.	9.				

CD IN& DSP DISPLAY B'D



SIZE	SHEET NO.
A2	6/6

SCHEMATIC DIAGRAM	
MODEL : XM-910	



- +48V
- +5V
- 5V
- EFFECT1
- EFFECT2
- MANGLD
- MANRDR
- MONTR