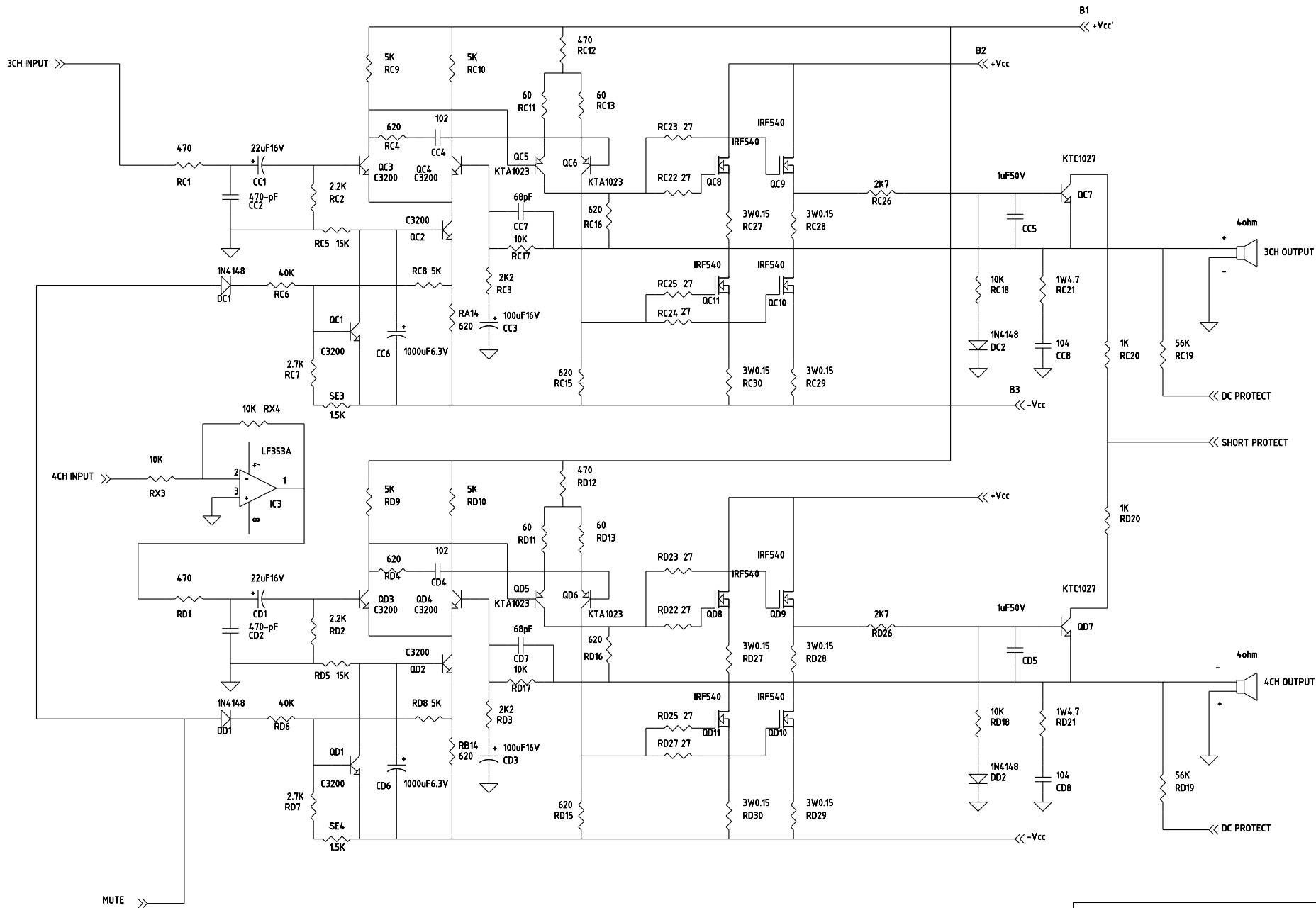
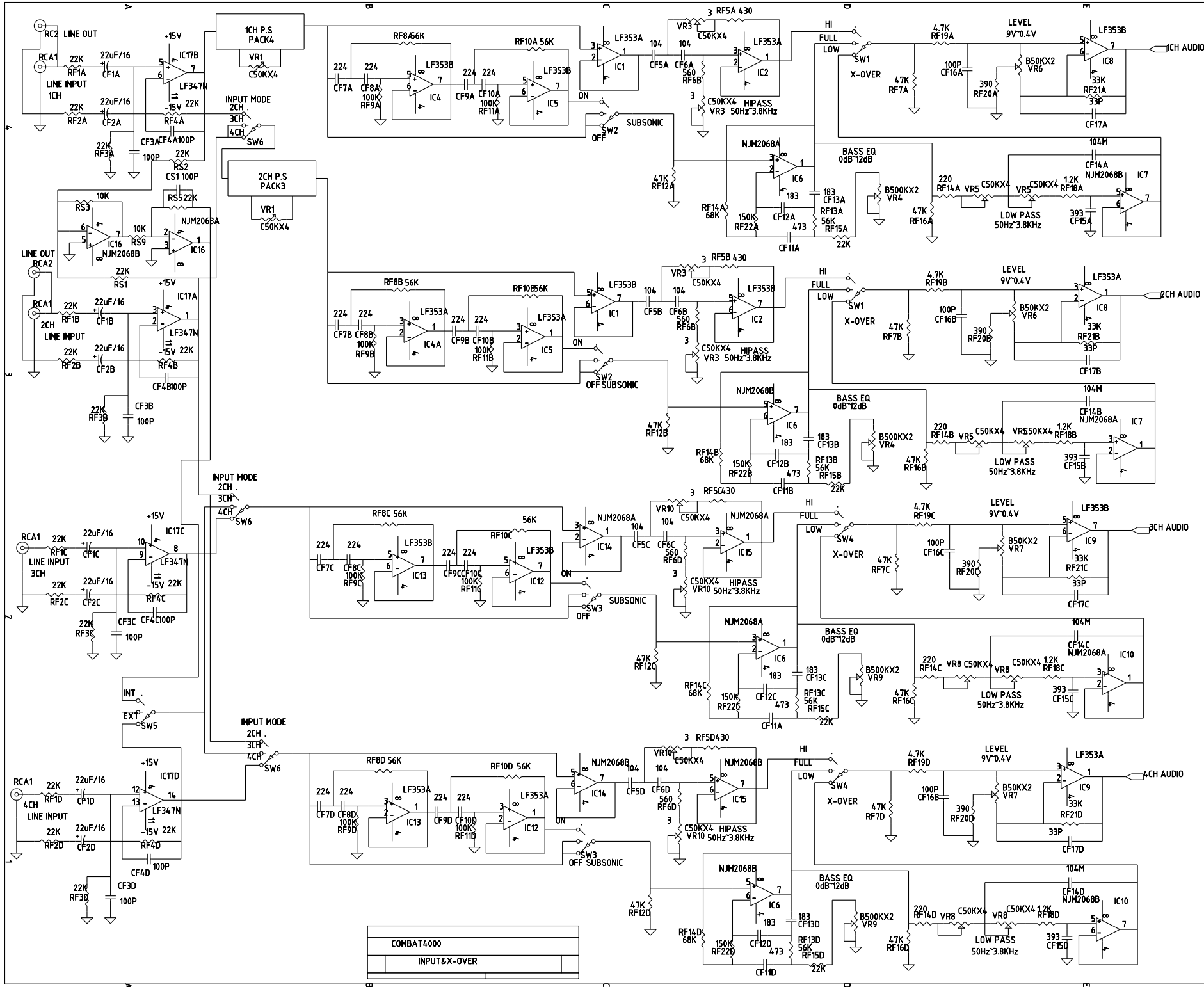


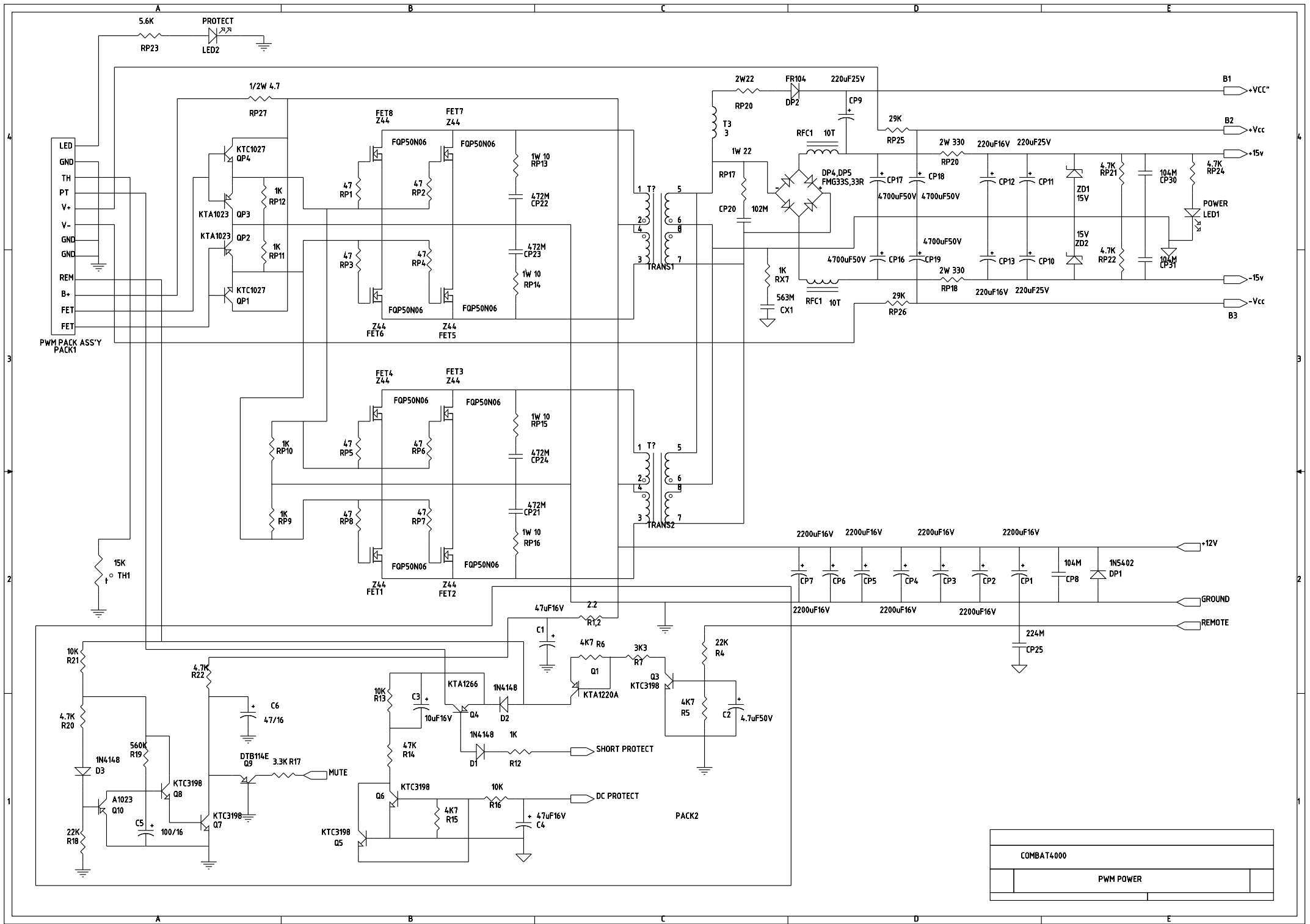
COMBAT4000	
AUDIO 1/2CH	



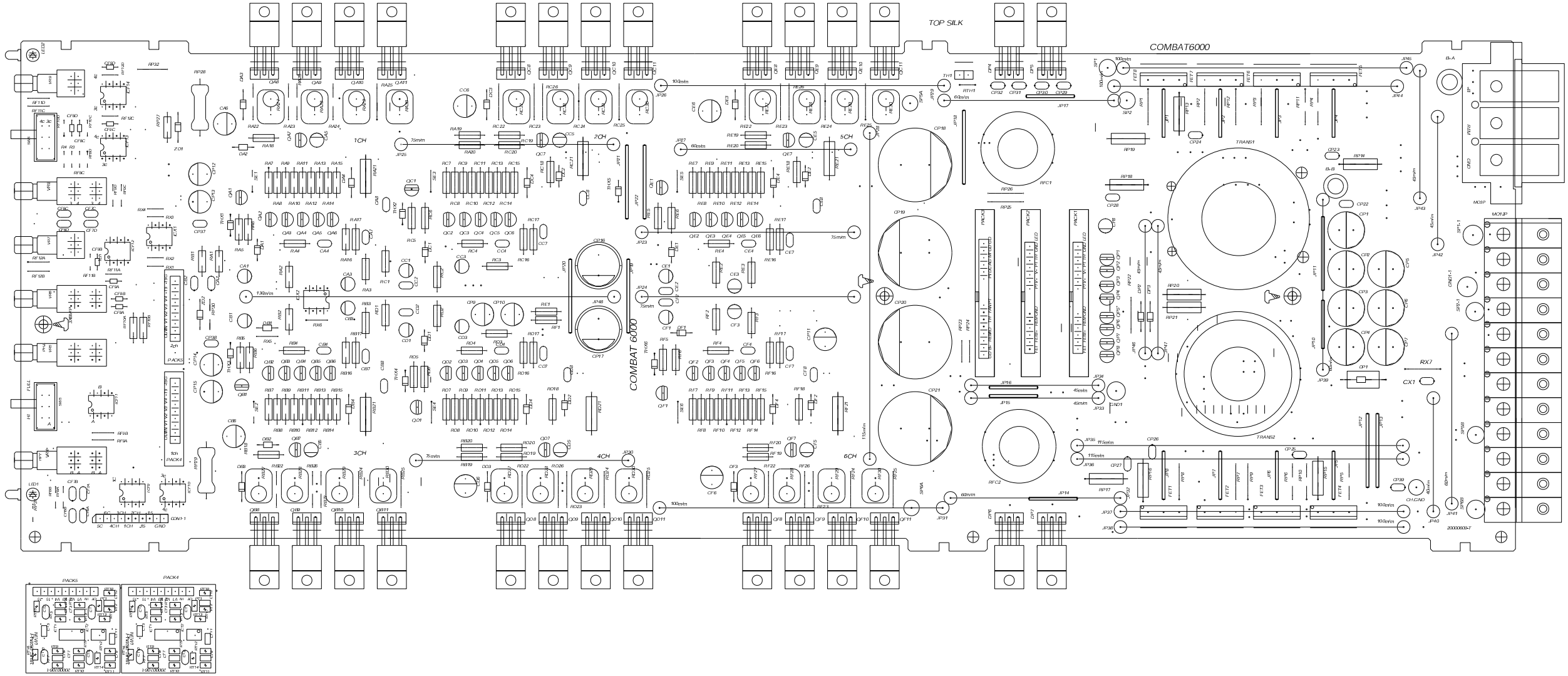
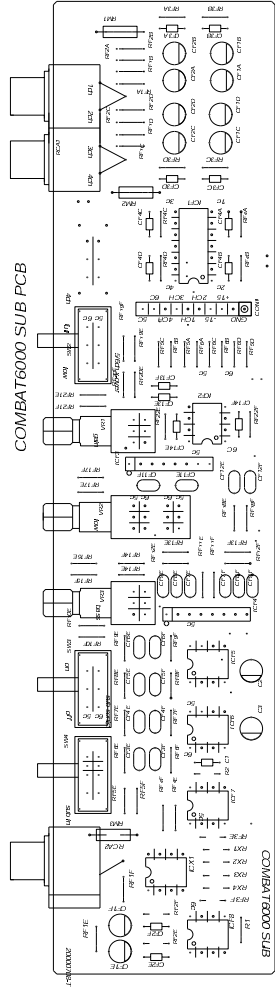
COMBAT4000	
AUDIO 3/4CH	



COMBAT4000
INPUT&X-OVER



COMBAT4000	
PWM POWER	



COMBAT 4000 PARTS LIST

NO.	DESCRIPTION	SPECIFICATIONS	Q'TY	UNIT	DWG NO./SYM NO.or REMARK
		MAIN PCB ASS'Y			
1	AUTO INSERT				
2	MAIN PCB SIZE	FR4 417x180x1.6T (BLUE)	1	EA	
3	TRANSISTOR	A1023	10	EA	Q(A,B,C,D)5,6,QP2,3
4	TRANSISTOR	C1027	6	EA	Q(A,B,C,D)7, QP1,4
5	TRANSISTOR	C3200	16	EA	Q(A,B,C,D)1,2,3,4
6	DIODE	1N4148	8	EA	D(A,B,C,D)1,2
7	DIODE	FR104	1	EA	DP2
8	ZENER DIODE	1W 15 V	2	EA	ZD1,2
9	M.O RESISTOR	1W 4.7 ohm (GRAY)	4	EA	R(A,B,C,D)21
10	M.O RESISTOR	1W 10 ohm (GRAY)	4	EA	RP13,14,15,16
11	M.O RESISTOR	1W 22 ohm (GRAY)	1	EA	RP17
12	C.F RESISTOR	1/2W 4.7 ohm (S/M TYPE)	1	EA	RP27
13	C.F RESISTOR	1/4W 47 ohm 1%	8	EA	RP1,2,3,4,5,6,7,8
14	C.F RESISTOR	1/4W 27 ohm 1%	16	EA	R(A,B,C,D)22,23,24,25
15	C.F RESISTOR	1/4W 60 ohm 1%	8	EA	R(A,B,C,D)11,13
16	C.F RESISTOR	1/4W 470 ohm 1%	8	EA	R(A,B,C,D)1,12
17	C.F RESISTOR	1/4W 620 ohm 1%	16	EA	R(A,B,C,D)4,14,15,16
18	C.F RESISTOR	1/4W 1 Kohm 1%	9	EA	R(A,B,C,D)20,RP9,10,11,12,RX7
19	C.F RESISTOR	1/4W 2.2 Kohm 1%	8	EA	R(A,B,C,D)2,3
20	C.F RESISTOR	1/4W 2.7 Kohm 1%	8	EA	R(A,B,C,D)7,26
21	C.F RESISTOR	1/4W 4.7 Kohm 1%	2	EA	RP21,22
22	C.F RESISTOR	1/4W 5 Kohm 1%	12	EA	R(A,B,C,D)8,9,10
23	C.F RESISTOR	1/4W 10 Kohm 1%	8	EA	R(A,B,C,D)17,18
24	C.F RESISTOR	1/4W 15 Kohm 1%	4	EA	R(A,B,C,D)5
25	C.F RESISTOR	1/4W 29 Kohm 1%	2	EA	RP25,26
26	C.F RESISTOR	1/4W 40 Kohm 1%	4	EA	R(A,B,C,D)6
27	C.F RESISTOR	1/4W 56 Kohm 1%	4	EA	R(A,B,C,D)19
28	C.F RESISTOR	1/8W 220 ohm 1%	2	EA	RF17(A,B)
29	C.F RESISTOR	1/8W 430 ohm 1%	2	EA	RF5(A,B)
30	C.F RESISTOR	1/8W 560 ohm 1%	2	EA	RF6(A,B)
31	C.F RESISTOR	1/8W 1.2 Kohm 1%	2	EA	RF18(A,B)
32	C.F RESISTOR	1/8W 1.6 Kohm 1%	4	EA	SE1,2,3,4
33	C.F RESISTOR	1/8W 3.9 Kohm 1%	2	EA	RF20(A,B)
34	C.F RESISTOR	1/8W 4.7 Kohm 1%	3	EA	RF19(A,B),RP23
35	C.F RESISTOR	1/8W 6.8 Kohm 1%	2	EA	RP24,RT1
36	C.F RESISTOR	1/8W 10 Kohm 1%	4	EA	RX1,2,3,4
37	C.F RESISTOR	1/8W 33 Kohm 1%	2	EA	RF21(A,B)
38	C.F RESISTOR	1/8W 22 Kohm 1%	2	EA	RF15(A,B)
39	C.F RESISTOR	1/8W 47 Kohm 1%	6	EA	RF7,12,16(A,B)
40	C.F RESISTOR	1/8W 56 Kohm 1%	6	EA	RF8,10,13(A,B)
41	C.F RESISTOR	1/8W 68 Kohm 1%	2	EA	RF14(A,B)
42	C.F RESISTOR	1/8W 100 Kohm 1%	4	EA	RF9,11(A,B)
43	C.F RESISTOR	1/8W 150 Kohm 1%	2	EA	RF22(A,B)
44	ELEC-CAPACITOR	16V 22 uF(5*11)	4	EA	C(A,B,C,D)1
45	ELEC-CAPACITOR	16V 100 uF(5*11)	4	EA	C(A,B,C,D)3

COMBAT 4000 PARTS LIST

NO.	DESCRIPTION	SPECIFICATIONS	Q'TY	UNIT	DWG NO./SYM NO.or REMARK
46	ELEC-CAPACITOR	16V 220 uF(6*12)	2	EA	CP12,13
47	ELEC-CAPACITOR	25V 220 uF(8*11)	3	EA	CP9,10,11
48	ELEC-CAPACITOR	50V 1 uF(5*11)	4	EA	C(A,B,C,D)5
49	ELEC-CAPACITOR	6.3V 1000 uF(8*11)	4	EA	C(A,B,C,D)6
50	MYLAR CAPACITOR	102	6	EA	C(A,B,C,D)4,CP20.CX1
51	MYLAR CAPACITOR	472	4	EA	CP21,22,23,24
52	MYLAR CAPACITOR	183	4	EA	CF12,13(A,B)
53	MYLAR CAPACITOR	393	2	EA	CF15(A,B)
54	MYLAR CAPACITOR	473	2	EA	CF11(A,B)
55	MYLAR CAPACITOR	563	1	EA	CP8
56	MYLAR CAPACITOR	104	6	EA	C(A,B,C,D)8,CP30,31
57	METALLIZED CAPA-	100nJ63 (104)	6	EA	CF5,6,14(A,B)
58	METALLIZED CAPA-	220nJ63 (224)SMALLSIZE	8	EA	CF7,8,9,10(A,B)
59	METALLIZED CAPA-	330nJ63 (334)	1	EA	CP25
60	AXIAL CAPACITOR	100 pF	2	EA	CF16(A,B)
61	AXIAL CAPACITOR	33 pF	2	EA	CF17(A,B)
62	CERAMIC CAPACITOR	68 pF	4	EA	C(A,B,C,D)7
63	CERAMIC CAPACITOR	470 pF	4	EA	C(A,B,C,D)2
64	HAND INSERT				
65	I.C	LF353N	6	EA	IC1,2,3,4,5,8
66	I.C	2068L	2	EA	IC6,7
67	M.O RESISTOR	2W 22 ohm(FORMING)	1	EA	RP28
68	M.O RESISTOR	2W 120 ohm(FORMING)	2	EA	RP18,20
69	W.W RESISTOR	3W 0.15 ohm (R TYPE)	16	EA	R(A,B,C,D)27,28,29,30
70	F.E.T	50N06	8	EA	FET1,2,3,4,5,6,7,8
71	F.E.T	IRF 540	16	EA	Q(A,B,C,D)8,9,10,11
72	DIODE ARRAY	FMG33R	1	EA	DP3
73	DIODE ARRAY	FMG33S	1	EA	DP4
74	DIODE	1N5401	1	EA	DP1
75	ELEC-/CAPACITOR	16V 2200uF(12.6*25)105C	7	EA	CP1,2,3,4,5,6,7
76	ELEC-/CAPACITOR	50V 4700uF(25*30) 85C	4	EA	CP18,19,20,21
77	VOLUME	V9M 15C50Kx4(C.C)	2	EA	VR1,2
78	VOLUME	V9M 3B500Kx2	1	EA	VR4
79	VOLUME	V9M 3B50Kx2	1	EA	VR6
80	VOLUME	V9M 15C50Kx4	2	EA	VR3,5
81	POWER TRANS ASS'Y	36PHI(EPOXY COVER)	1	EA	TRANS1(6/15/3T 10:1:1 0.7/1.5/1)
82	POWER TRANS ASS'Y	36PHI(EPOXY COVER)	1	EA	TRANS2(6/15 10:1 0.7/1.5)
83	PACK	PWM-2 (PULSE WIDTH MODULATOR)	2	EA	PACK1
84	PACK	NEW1 PHASE SHIFT	2	EA	PACK3,4
85	PACK	GPX1 (Without Fan Circuit)	1	EA	PACK2
86	THERMISTOR	NTC5D-153JYW 1.3 (15KOHM)	1	EA	TH1 "NEW"(HAN NAE)
87	FILTER COIL	33PHI 2. 2LEAD 10T	2	EA	RFC1,2
88	SWITCH	KSA2242(9)	1	EA	SW2
89	SWITCH	KSA2342T(9)	1	EA	SW1
90	LED	3PHI RED (Width2.5mm Height2.5mm)	1	EA	LED2 ('.' Type)
91	LED	3PHI GREEN(Width2.5mm,Height2.5mm)	1	EA	LED1 ('.' Type)

COMBAT 4000 PARTS LIST

NO.	DESCRIPTION	SPECIFICATIONS	Q'TY	UNIT	DWG NO./SYM NO.or REMARK
92	JUMP PLATE	0.8T 18m/m	8	EA	JP1,2,3,4,5,6,7,8
93	JUMP PLATE	0.8T 27m/m	2	EA	JP21,22
94	JUMP PLATE	2T 40m/m	2	EA	JP13,14
95	JUMP PLATE	2T 45m/m	2	EA	JP17,19
96	JUMP PLATE	2T 100m/m	6	EA	JP9,10,15,16,18,20
97	JUMP PLATE	2T 115m/m	2	EA	JP11,12
98	TERMINAL	JMT006U03GC090	1	EA	M03P
99	TERMINAL	HTB-04 (Hanil)	1	EA	M04P
100	.. WIRE	#8 100m/m RED	1	EA	B+A
101	.. WIRE	#8 120m/m RED	1	EA	B+B
102	LEAD WIRE	#14 260m/m BLACK	1	EA	GND2 ~ GND2-2 (....)
103	RING WIRE	#14 100m/m BLACK	1	EA	CH.GND
104	WAFER	8P 2.5m/m PITCH	1	EA	CON1-1
105	FUSE HOLDER	WIRE-TYPE	2	EA	
106	FUSE PCB	FR1 20X28 FR4 (Normal)	1	EA	
107	FUSE	30A LITTLE	2	EA	
108	COMBAT4000 SUB				
109	AUTO INSERT				
110	PCB SIZE	FR4	1	EA	
111	C.F RESISTOR	1/4W 0 ohm	2	EA	RT2,3
112	C.F RESISTOR	1/8W 220 ohm 1%	2	EA	RF17(C,D)
113	C.F RESISTOR	1/8W 430 ohm 1%	2	EA	RF5(C,D)
114	C.F RESISTOR	1/8W 560 ohm 1%	2	EA	RF6(C,D)
115	C.F RESISTOR	1/8W 1.2 Kohm 1%	2	EA	RF18(C,D)
116	C.F RESISTOR	1/8W 3.9 Kohm 1%	2	EA	RF20(C,D)
117	C.F RESISTOR	1/8W 4.7 Kohm 1%	2	EA	RF19(C,D)
118	C.F RESISTOR	1/8W 10 Kohm 1%	3	EA	RS3,4,9
119	C.F RESISTOR	1/8W 33 Kohm 1%	2	EA	RF21(C,D)
120	C.F RESISTOR	1/8W 15 Kohm 1%	2	EA	RF15(C,D)
121	C.F RESISTOR	1/8W 22 Kohm 1%	20	EA	RF1,2,3,4(A,B,C,D),RS1,2,5,6
122	C.F RESISTOR	1/8W 47 Kohm 1%	6	EA	RF7,12,16(C,D)
123	C.F RESISTOR	1/8W 56 Kohm 1%	8	EA	RF8,10,13(C,D),RS7,8
124	C.F RESISTOR	1/8W 68 Kohm 1%	2	EA	RF14(C,D)
125	C.F RESISTOR	1/8W 100 Kohm 1%	4	EA	RF9,11(C,D)
126	C.F RESISTOR	1/8W 150 Kohm 1%	2	EA	RF22(C,D)
127	AXIAL CAPACITOR	33 pF	2	EA	CF17(C,D)
128	AXIAL CAPACITOR	100pF	11	EA	CF3,4(A,B,C,D),CF16(C,D),CS1
129	MYLAR/CAPACITOR	183	4	EA	CF12,13(C,D)
130	MYLAR/CAPACITOR	473	2	EA	CF11(C,D)
131	MYLAR/CAPACITOR	393	2	EA	CF15(C,D)
132	METAL/CAPACITOR	104	6	EA	CF5,6,14(C,D)
133	METAL/CAPACITOR	224	8	EA	CF7,8,9,10(C,D)
134	ELEC-/CAPACITOR	16V 22 uF(5*11)	8	EA	CF1,2(A,B,C,D)
135	ELEC-/CAPACITOR	16V 100 uF(5*11)	2	EA	CP14,15
136	HAND INSERT				
137	I.C	LF347N	1	EA	IC17

COMBAT 4000 PARTS LIST

NO.	DESCRIPTION	SPECIFICATIONS	Q'TY	UNIT	DWG NO./SYM NO.or REMARK
138	I.C	LF353N	3	EA	IC9,12,13
139	I.C	NJM2068L	5	EA	IC10,11,14,15,16
140	RCA JACK	2P GOLD BLACK	1	EA	RCA2
141	RCA JACK	4P GOLD BLACK	1	EA	RCA1
142	SWICH	KSA2242(9)	2	EA	SW3,5
143	SWICH	KSA2342T(9)	1	EA	SW4
144	SWICH	KSA43124T	1	EA	SW6
145	VOLUME	V9M(7X5)-3B50KX2	1	EA	VR7
146	VOLUME	V9M(7X5)G(6R)-15C50KX4	2	EA	VR8,10
147	VOLUME	V9M(7X5)G3(PH2R)-3B500KX2	1	EA	VR9
148	CONNECTOR WIRE	8P 2.5m/m PITCH 60mm	1	EA	CON1 BOARD IN TYPE
*****PULSE WIDTH MODULATOR NEW PCB (PWM2)*****					
1	AUTO INSERT				
2	P.C BOARD	31X59X1.6T(FR4) (BLUE)	1	EA	PWM-2
3	CHIP I.C	KIA 494F OR TL494C	1	EA	IC1
4	CHIP I.C	NJM 2904M	1	EA	IC2
5	CHIP TRANSISTOR	KTC4373Y	2	EA	QB1,2 (.. ..)
6	CHIP S/W DIODE	1N4148	6	EA	D1,2,3,4,5,6
7	CHIP RESISTOR	2012 680 ohm	1	EA	R14
8	CHIP RESISTOR	2012 1 Kohm	2	EA	R22,23
9	CHIP RESISTOR	2012 2.7 Kohm	2	EA	R9,10
10	CHIP RESISTOR	2012 3.3 Kohm	1	EA	RB1 (....)
11	CHIP RESISTOR	2012 4.7 Kohm	2	EA	R18,20
12	CHIP RESISTOR	2012 5.6 Kohm	3	EA	R1,2,4
13	CHIP RESISTOR	2012 6.8 Kohm	1	EA	R16
14	CHIP RESISTOR	2012 10 Kohm	3	EA	R15, RB2, 4 (RB2, 4.)
15	CHIP RESISTOR	2012 15 Kohm	1	EA	R7
16	CHIP RESISTOR	2012 18 Kohm	1	EA	R21
17	CHIP RESISTOR	2012 22 Kohm	2	EA	R6,17
18	CHIP RESISTOR	2012 33 Kohm	2	EA	R12,13
19	CHIP RESISTOR	2012 47 Kohm	1	EA	RB3 (.. ..)
20	CHIP RESISTOR	2012 100 Kohm	2	EA	R5,11
21	CHIP RESISTOR	2012 330 Kohm	1	EA	R19
22	CHIP RESISTOR	2012 1 Mohm	1	EA	R8
23	CHIP CERAMIC	0.01 uF(103'K')	2	EA	C7,12
24	CHIP CERAMIC	0.1 uF(104'K')	3	EA	C8,9, CB1 (CB1.)
25	METAL CAPACITOR	0.001uF (102)	1	EA	C6
26	HAND INSERT				
27	ELEC CAPCITOR	50V 0.1uF(5x11)2.5m/mPITCH	1	EA	C5 "NEW"
28	ELEC CAPCITOR	50V 2.2uF(5X11)2.5m/mPITCH	1	EA	C4 "NEW"
29	ELEC CAPCITOR	16V 22uF(5X11)2.5m/mPITCH	1	EA	C3 "NEW"
30	ELEC CAPCITOR	16V 100uF(5X11)2.5m/mPITCH	1	EA	C2 "NEW"
31	ELEC CAPCITOR	16V 220uF(6.3X11)2.5m/mPITCH	1	EA	C1 "NEW"
32	ANGLE WAFER	FAU0640-06 (N-N' : 3.5m/m)	2	EA	PIN1,2 (PIN2 INSERT.)
****GPX1 PACK**** Without Fan Circuit					

COMBAT 4000 PARTS LIST

NO.	DESCRIPTION	SPECIFICATIONS	Q'TY	UNIT	DWG NO./SYM NO.or REMARK
1	AUTO INSERT				
2	GPX1 PCB	FR4 58x30x1.6T	1	EA	
3	TRANSISTOR (CHIP)	KTC4373Y	1	EA	Q7
4	TRANSISTOR (CHIP)	KTA1661Y	3	EA	Q1,4,10
5	TRANSISTOR (CHIP)	KTC3875Y	4	EA	Q3,5,6,8
6	TRANSISTOR	A114E	1	EA	Q9
7	DOIDE (CHIP)	1N4148	3	EA	D1,2,3
8	C/F RESISTOR(CHIP)	2012 2.2 ohm	2	EA	R1,23
9	C/F RESISTOR(CHIP)	2012 1 Kohm	1	EA	R12
10	C/F RESISTOR(CHIP)	2012 3.3 Kohm	2	EA	R7,17
11	C/F RESISTOR(CHIP)	2012 4.7 Kohm	5	EA	R5,6,15,20,22
12	C/F RESISTOR(CHIP)	2012 10 Kohm	3	EA	R13,16,21
13	C/F RESISTOR(CHIP)	2012 22 Kohm	2	EA	R4,18
14	C/F RESISTOR(CHIP)	2012 47 Kohm	1	EA	R14
15	C/F RESISTOR(CHIP)	2012 330 Kohm	1	EA	R19
16	HAND INSERT				
17	ELEC-/CAPACITOR	16V 10 uF(5x11)2.5m/mPITCH	1	EA	C3 "NEW"
18	ELEC-/CAPACITOR	16V 47 uF(5x11)2.5m/mPITCH	3	EA	C1,4,6 "NEW"
19	ELEC-/CAPACITOR	16V 100 uF(5x11)2.5m/mPITCH	1	EA	C5 "NEW"
20	ELEC-/CAPACITOR	50V 4.7 uF(5x11)2.5m/mPITCH	1	EA	C2 "NEW"
21	ANGEL WAFER	FAU 0640-06P (N,N':3.5m/m)	1	EA	
22	ANGEL WAFER	FAU 0640-08P (N,N':3.5m/m)	1	EA	
****PHASE SHIFT NEW-1**** Quantity : 2EA					
1	AUTO INSERT				
2	PCB	FR4 32X34X1.6T	1	EA	PHASE SHIFT NEW-1
3	CHIP I.C	NJM 4741M	1	EA	ICT1
4	CHIP I.C	NJM 2068M	1	EA	ICT2
5	CHIP RESISTOR	2012 1 Kohm	6	EA	RT13,14,15,16,17,18
6	CHIP RESISTOR	2012 10 Kohm	10	EA	RT3,4,5,6,7,8,9,10,11,12
7	CHIP RESISTOR	2012 47 Kohm	1	EA	RT2
8	CHIP CERAMIC	2012 33 pF	5	EA	CT3,4,6,7,9
9	CHIP CERAMIC	2012 470 pF	1	EA	CT12
10	CHIP CERAMIC	2012 104 pF	2	EA	CT5,11
11	MYLAR CAPACTOR	0.047uF(473 'K')	4	EA	CT1,2,8,10
12	HAND INSERT				
13	ANGLE WAFER	FAU0640-09	1	EA	PT1 (N-N':3.5m/m)
**** SET ACC,Y****					
	FUSE(LITTLE)	30A	2	EA	