




For more Hi-Fi manuals and set-up information
please visit www.hifiengine.com

AX-592/AX-892

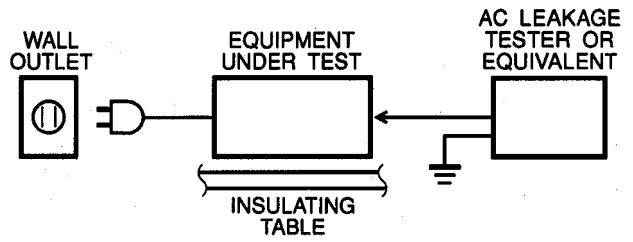
YAMAHA

■ TO SERVICE PERSONNEL

1. Critical Components information.

Components having special characteristics are marked  and must be replaced with parts having specifications equal to those originally installed.

2. Leakage Current Measurement (For 120V Model only). When service has been completed, it is imperative that you verify that all exposed conductive surfaces are properly insulated from supply circuits.



- Meter impedance should be equivalent to 1500 ohm shunted by 0.15uF.
- Leakage current must not exceed 0.5mA.
- Be sure to test for leakage with the AC plug in both polarities.



"CAUTION"

"F101 : FOR CONTINUED PROTECTION AGAINST RISK OF FIRE, REPLACE ONLY WITH SAME TYPE 7.0A, 125V FUSE"
"F103 : FOR CONTINUED PROTECTION AGAINST RISK OF FIRE, REPLACE ONLY WITH SAME TYPE 2.5A, 250V FUSE"

WARNING: CHEMICAL CONTENT NOTICE!

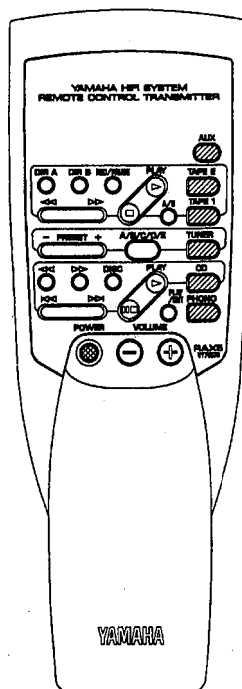
The solder used in the production of this product contains LEAD. In addition, other electrical/electronic and/or plastic (where applicable) components may also contain traces of chemicals found by the California Health and Welfare Agency (and possibly other entities) to cause cancer and/or birth defects or other reproductive harm.

DO NOT PLACE SOLDER, ELECTRICAL/ELECTRONIC OR PLASTIC COMPONENTS IN YOUR MOUTH FOR ANY REASON WHATSOEVER!

Avoid prolonged, unprotected contact between solder and your skin! When soldering, do not inhale solder fumes or expose eyes to solder/flux vapor!

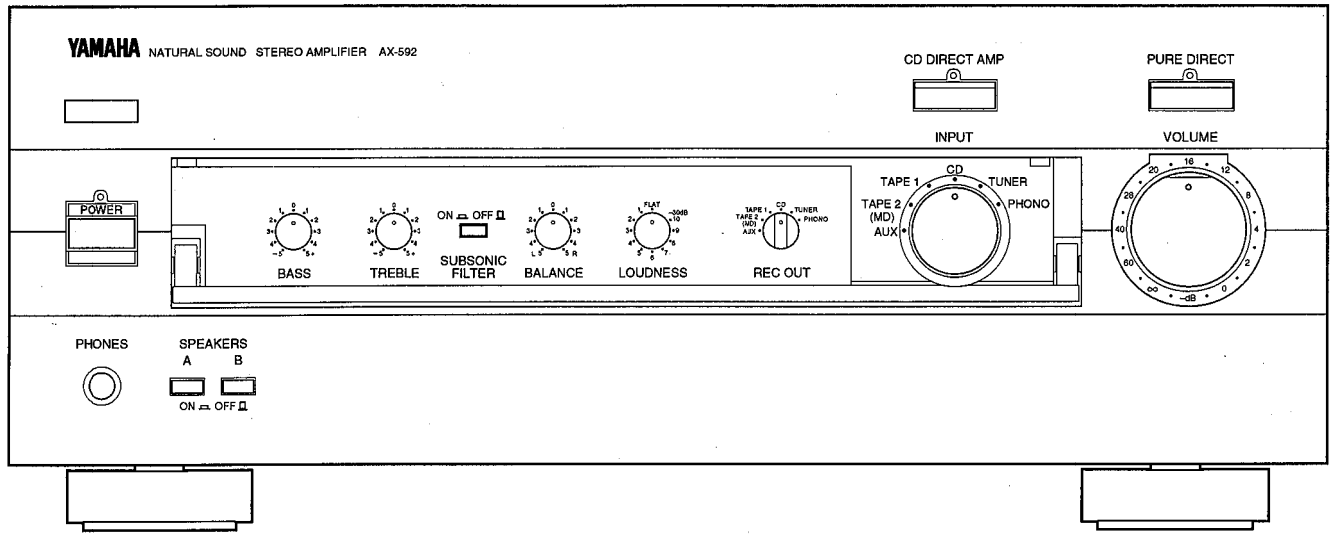
If you come in contact with solder or components located inside the enclosure of this product, wash your hands before handling food.

■ REMOTE CONTROL PANEL

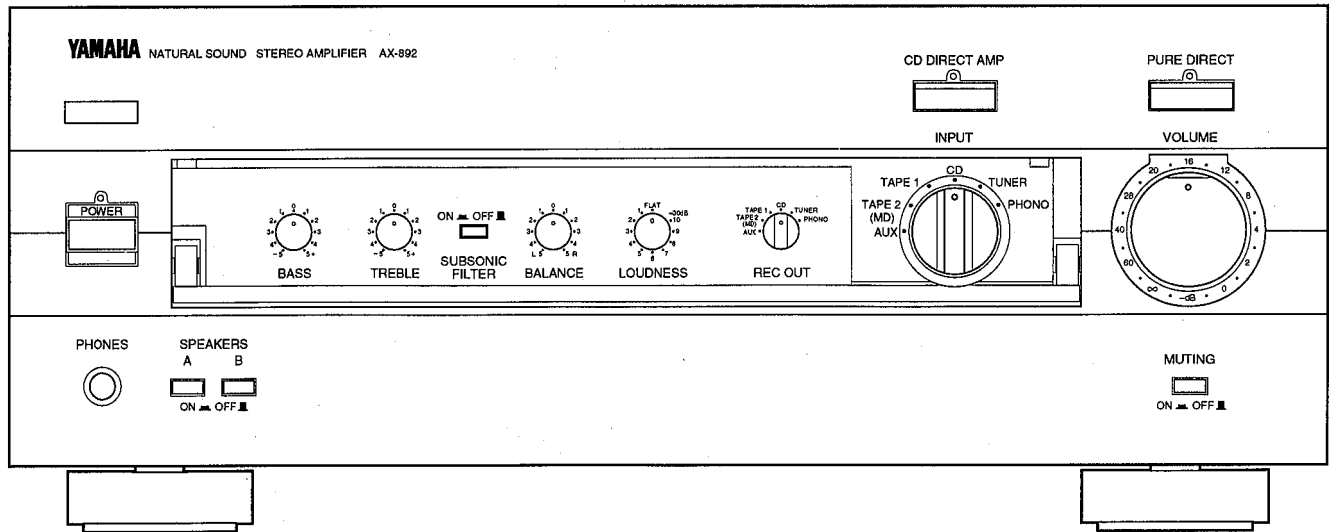


FRONT PANELS

▼ AX-592



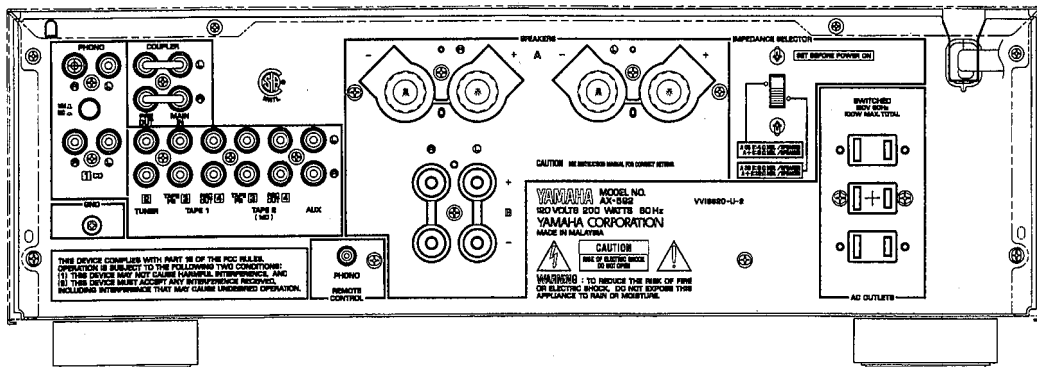
▼ AX-892



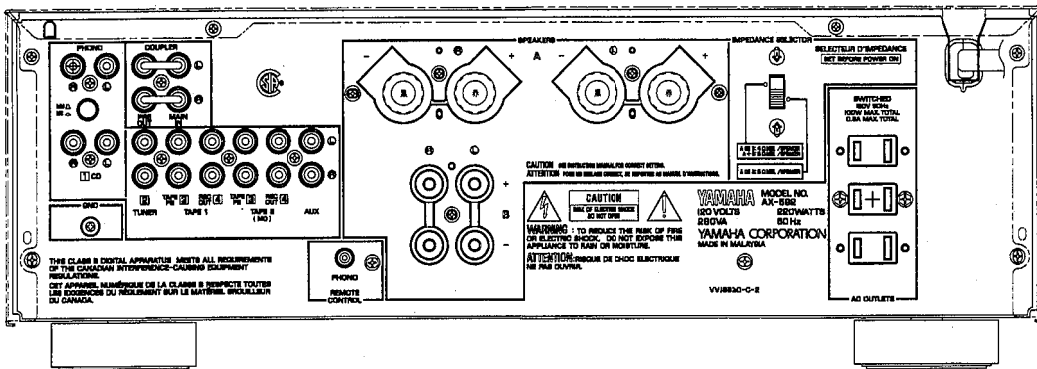
AX-592
AX-892

REAR PANELS

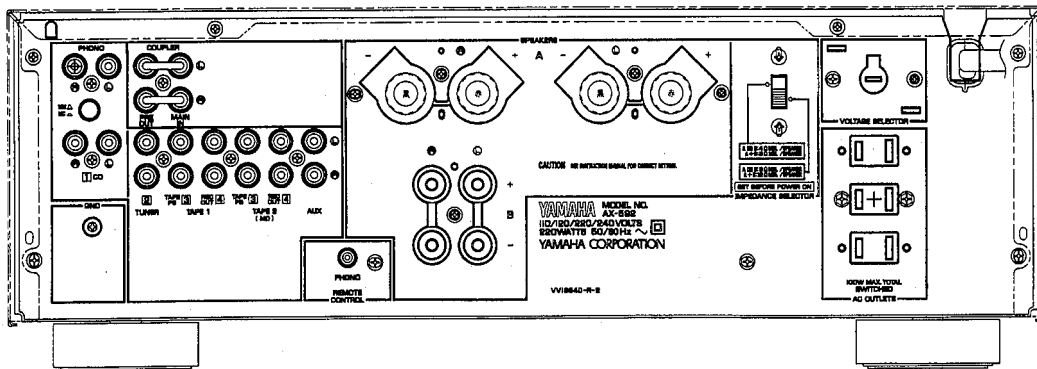
▼ **AX-592 U model**



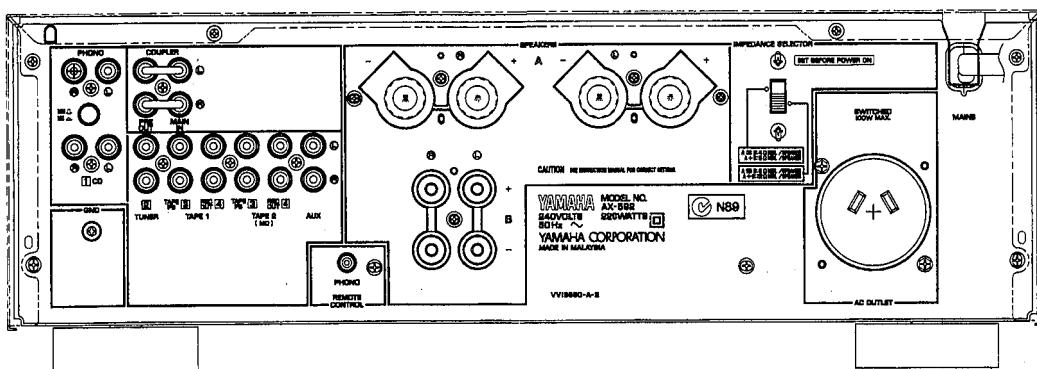
▼ **AX-592 C model**



▼ **AX-592 R model**



▼ **AX-592 A model**

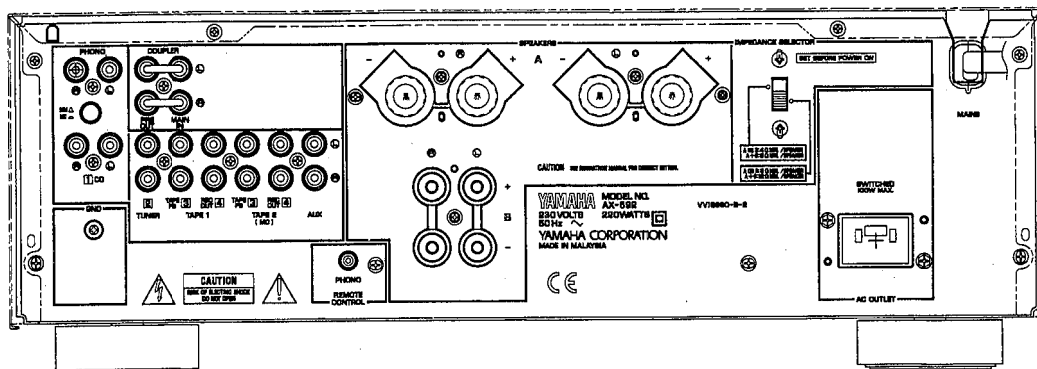


AX-592

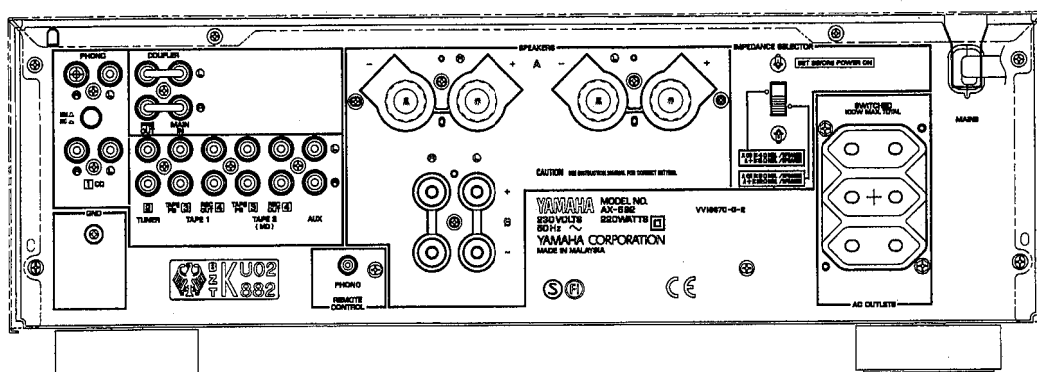
AX-592/AX-892

AX-892

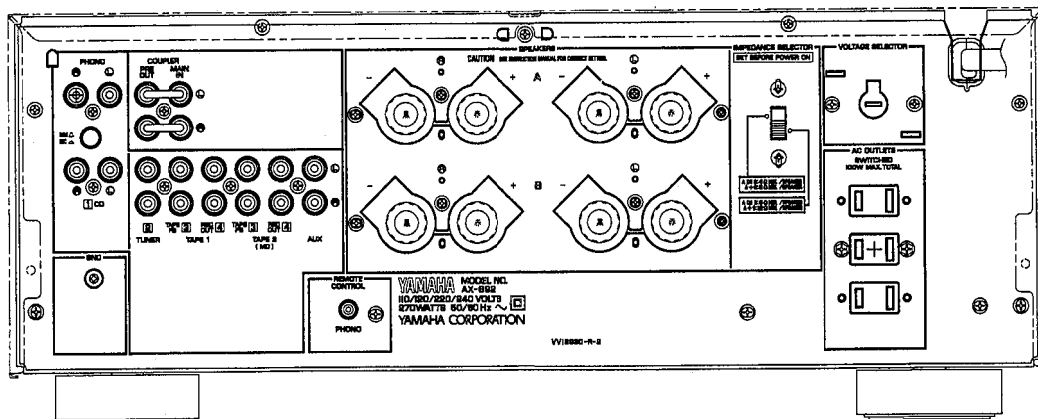
▼ AX-592 B model



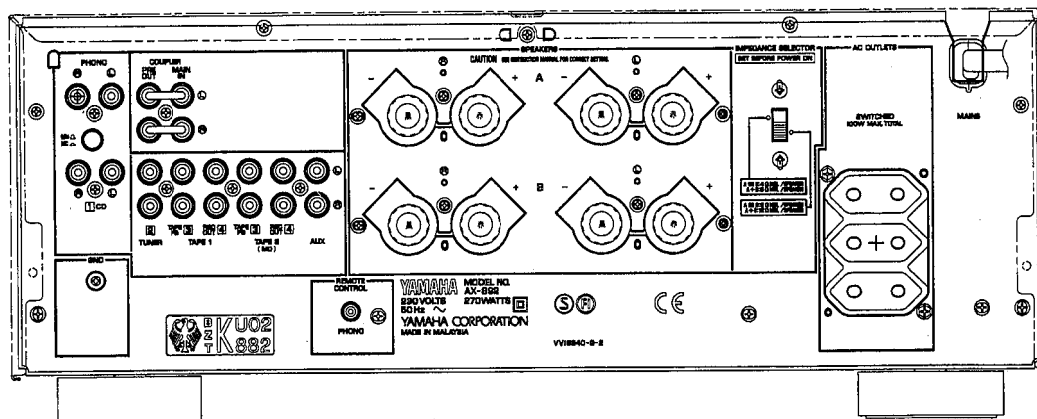
▼ AX-592 G model



▼ AX-892 R model



▼ AX-892 G model



■ AX-592 SPECIFICATIONS

■ AUDIO SECTION

Minimum RMS output Power per Channel	
20Hz to 20kHz, 0.015% THD, 8Ω	100W+100W
20Hz to 20kHz, 0.03% THD, 6Ω	120W+120W
Dynamic Power Per Channel(IHF)	
8/6/4/2Ω	140/170/220/290W
DIN Standard Output Power Per Channel	
G model only	
1kHz, 0.7% THD, 4Ω	155W
IEC Power	
G model only	
1kHz, 0.015% THD, 6Ω	110W
Power Band Width	
0.03% THD, 50W, 8Ω	10Hz to 50kHz
Damping Factor (SP-A)	
20Hz to 20kHz, 8Ω	320 or more
Maximum Power (EIAJ)	
R model only	
1kHz, 10% THD, 8/6Ω	145/170W
Input Sensitivity/Impedance	
PHONO MC	160μV/250Ω
PHONO MM	2.5mV/47kΩ
CD etc	150mV/47kΩ
MAIN IN	1V/30kΩ
Maximum input Signal Level	
PHONO MC, 1kHz, 0.007% THD	10mV
PHONO MM, 1kHz, 0.007% THD	150mV
Output Level/Impedance	
REC OUT	150mV/600Ω
PRE OUT	1V/1.2kΩ
Headphone Jack Rated Output/Impedance	
0.015% THD, RL=8Ω	0.33V/680Ω
Frequency Response(20Hz to 20kHz)	
CD etc	0±0.5dB
MAIN IN	0±0.5dB
RIAA Equalization Deviation	
PHONO MC	0±0.5dB
PHONO MM	0±0.3dB
Total Harmonic Distortion(20Hz to 20kHz)	
PHONO MC to REC OUT (3V)	0.007%
PHONO MM to REC OUT (3V)	0.003%
CD etc to PRE OUT(1V)	0.005%
CD etc to SP OUT(50W/8Ω)	0.008%
Signal-to-Noise Ratio(IHF-A-Network)	
PHONO MC, (500μV Input Shorted)	76dB
PHONO MM, (5mV Input Shorted)	92dB
CD, CD DIRECT AMP ON (Shorted)	110dB
Residual Noise(IHF-A-Network)	
CD DIRECT AMP ON	35μV
PURE DIRECT ON	90μV
Channel Separation(Vol. -30dB)	
CD etc(Input 5.1kΩ terminated), 1kHz/10kHz	65/50dB
Tone Control Characteristics	
BASS : Boost/Cut	±10dB(20Hz)
: Turnover Frequency	350Hz
TREBLE : Boost/Cut	±10dB(20kHz)
: Turnover Frequency	3.5kHz
Filter Characteristics	
SUBSONIC FILTER	15Hz, -18dB/oct

Continuous Loudness Control

Attenuation (Level related equalization)	-30dB(1kHz)
Gain Tracking Error(0~-60dB)	2dB

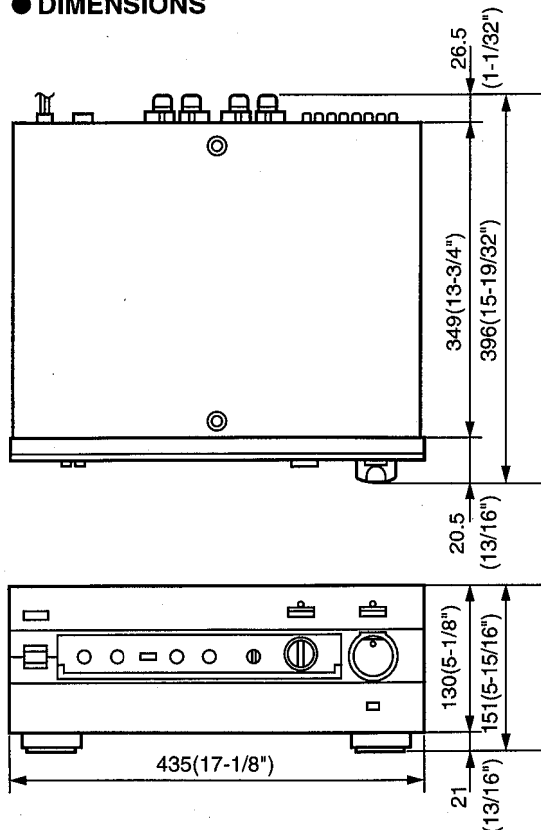
■ GENERAL

Power Supply	
U, C models	AC120V, 60Hz
R model	AC110/120/220/240V, 50/60Hz
A model	AC240V, 50Hz
B, G models	AC230V, 50Hz
Power Consumption	
U model	200W
C, R, A, B, G models	220W
AC Outlet	
U, C, R, G models, Switched x 3	100W max(Total)
A, B models, Switched x 1	100W max
Dimensions (W x H x D)	
	435 x 151 x 396mm (17-1/8"x5-15/16"x15-19/32")
Weight	
	10.6kg(23lbs 6oz)
Accessories	
	Remote Control Trasmmitter x 1 Battery (size "AA", "R06") x 2

* Specifications subject to change without notice.

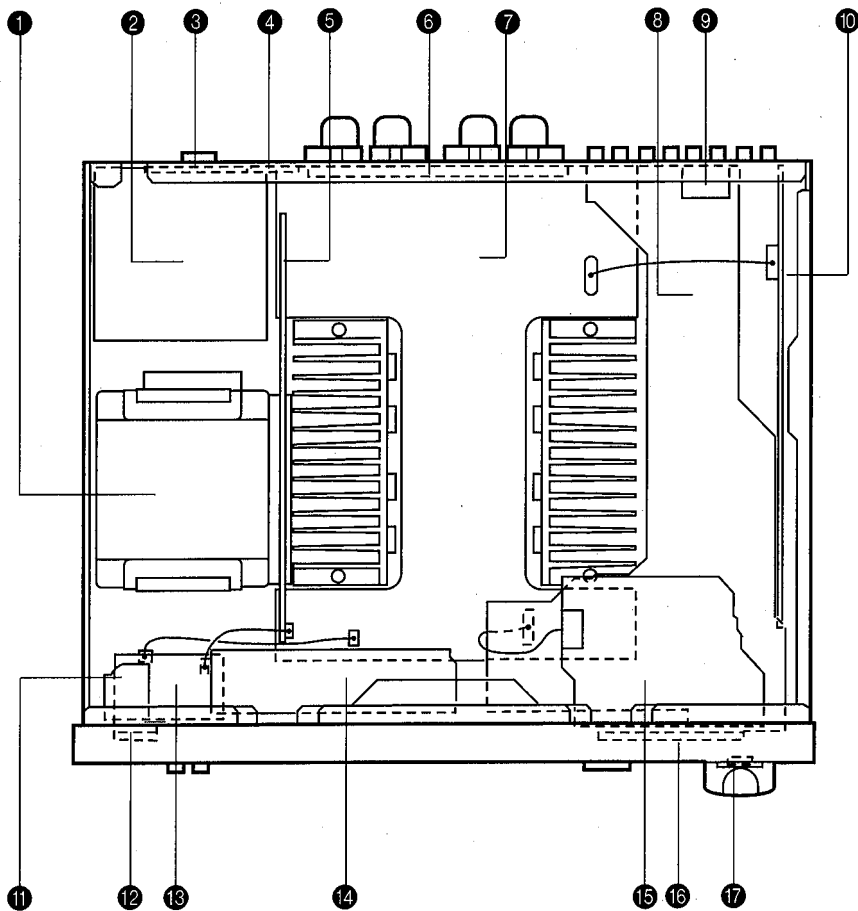
- U U. S. A. model
- C Canadian model
- R General model
- A Australian model
- B British model
- G European model

● DIMENSIONS



Units: mm (inch)

■ AX-592 INTERNAL VIEW



- ① POWER TRANSFORMER
- ② MAIN P.C.B. ASS'Y (2)
- ③ MAIN P.C.B. ASS'Y (4) (R model Only)
- ④ MAIN P.C.B. ASS'Y (3)
- ⑤ MAIN P.C.B. ASS'Y (7)
- ⑥ MAIN P.C.B. ASS'Y (5)
- ⑦ MAIN P.C.B. ASS'Y (1)
- ⑧ FUNCTION P.C.B. ASS'Y (2)
- ⑨ FUNCTION P.C.B. ASS'Y (10)
- ⑩ FUNCTION P.C.B. ASS'Y (1)
- ⑪ FUNCTION P.C.B. ASS'Y (9)
- ⑫ FUNCTION P.C.B. ASS'Y (5)
- ⑬ FUNCTION P.C.B. ASS'Y (8)
- ⑭ FUNCTION P.C.B. ASS'Y (4)
- ⑮ FUNCTION P.C.B. ASS'Y (3)
- ⑯ FUNCTION P.C.B. ASS'Y (6)
- ⑰ FUNCTION P.C.B. ASS'Y (7)

■ AX-592 DISASSEMBLY PROCEDURES

(Remove parts in disassembly order as numbered.)

1. Removal of Top Cover

- a. Remove 4 screws (①) in Fig. 1.
- b. Remove 2 screws (②) in Fig. 1.

2. Removal of Bottom Cover

- a. Remove 9 screws (③) in Fig. 1.
- b. Remove 6 screws (④) in Fig. 1.
- c. Remove 6 screws (⑤) in Fig. 1.

3. Removal of Front Panel

- a. Remove 7 knobs in Fig. 1.
- b. Remove 3 screws (⑥) in Fig. 1.

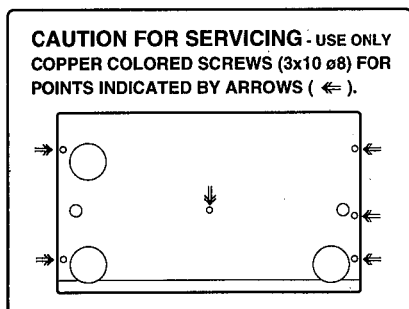
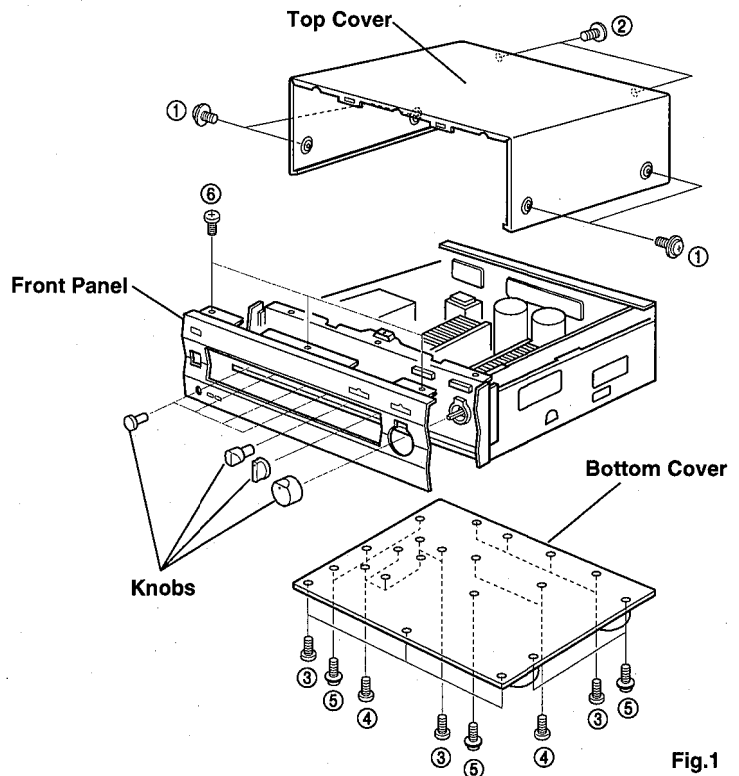


Fig.1

AX-892

AX-892 SPECIFICATIONS

AUDIO SECTION

Minimum RMS output Power per Channel		
20Hz to 20kHz, 0.015% THD, 8Ω	115W+115W	
20Hz to 20kHz, 0.03% THD, 6Ω	140W+140W	
Dynamic Power Per Channel(IHF)		
8/6/4/2Ω	150/200/250/330W	
DIN Standard Output Power Per Channel		
G model only		
1kHz, 0.7% THD, 4Ω	190W	
IEC Power		
G model only		
1kHz, 0.015% THD, 6Ω	125W	
Power Band Width		
0.03% THD, 57.5W, 8Ω	10Hz to 50kHz	
Damping Factor (SP-A)		
20Hz to 20kHz, 8Ω	320 or more	
Maximum Power (EIAJ)		
R model only		
1kHz, 10% THD, 8/6Ω	160/190W	
Input Sensitivity/Impedance		
PHONO MC	160μV/250Ω	
PHONO MM	2.5mV/47kΩ	
CD etc	150mV/47kΩ	
MAIN IN	1V/30kΩ	
Maximum input Signal Level		
PHONO MC, 1kHz, 0.007% THD	10mV	
PHONO MM, 1kHz, 0.007% THD	150mV	
Output Level/Impedance		
REC OUT	150mV/600Ω	
PRE OUT	1V/1.2kΩ	
Headphone Jack Rated Output/Impedance		
0.015% THD, RL=8Ω	0.35V/680Ω	
Frequency Response(20Hz to 20kHz)		
CD etc	0±0.5dB	
MAIN IN	0±0.5dB	
RIAA Equalization Deviation		
PHONO MC	0±0.5dB	
PHONO MM	0±0.3dB	
Total Harmonic Distortion(20Hz to 20kHz)		
PHONO MC to REC OUT (3V)	0.007%	
PHONO MM to REC OUT (3V)	0.003%	
CD etc to PRE OUT(1V)	0.005%	
CD etc to SP OUT(57.5W/8Ω)	0.008%	
Signal-to-Noise Ratio(IHF-A-Network)		
PHONO MC, (500μV Input Shorted)	76dB	
PHONO MM, (5mV Input Shorted)	92dB	
CD, CD DIRECT AMP ON (Shorted)	110dB	
Residual Noise(IHF-A-Network)		
CD DIRECT AMP ON	35μV	
PURE DIRECT ON	90μV	
Channel Separation(Vol. -30dB)		
CD etc(Input 5.1kΩ terminated), 1kHz/10kHz	65/50dB	
Tone Control Characteristics		
BASS : Boost/Cut	±10dB(20Hz)	
: Turnover Frequency	350Hz	
TREBLE : Boost/Cut	±10dB(20kHz)	
: Turnover Frequency	3.5kHz	
Filter Characteristics		
SUBSONIC FILTER	15Hz, -18dB/oct	

Continuous Loudness Control

Attenuation (Level related equalization)	-30dB(1kHz)
Gain Tracking Error(0~-60dB)	2dB
Audio Muting	-20dB

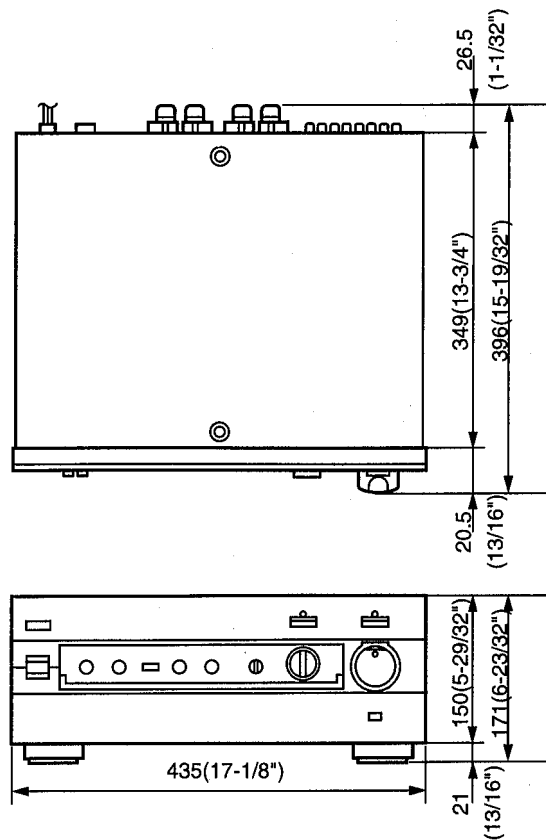
GENERAL

Power Supply	
R model	AC110/120/220/240V, 50/60Hz
G model	AC230V, 50Hz
Power Consumption 270W	
AC Outlet 100W max	
Dimensions (W x H x D) 435 x 171 x 396mm (17-1/8"x6-23/32"x15-19/32")	
Weight 13kg(23lbs 6oz)	
Accessories Remote Control Transmitter x 1 Battery (size "AA", "R06") x 2	

* Specifications subject to change without notice.

R General model
G European model

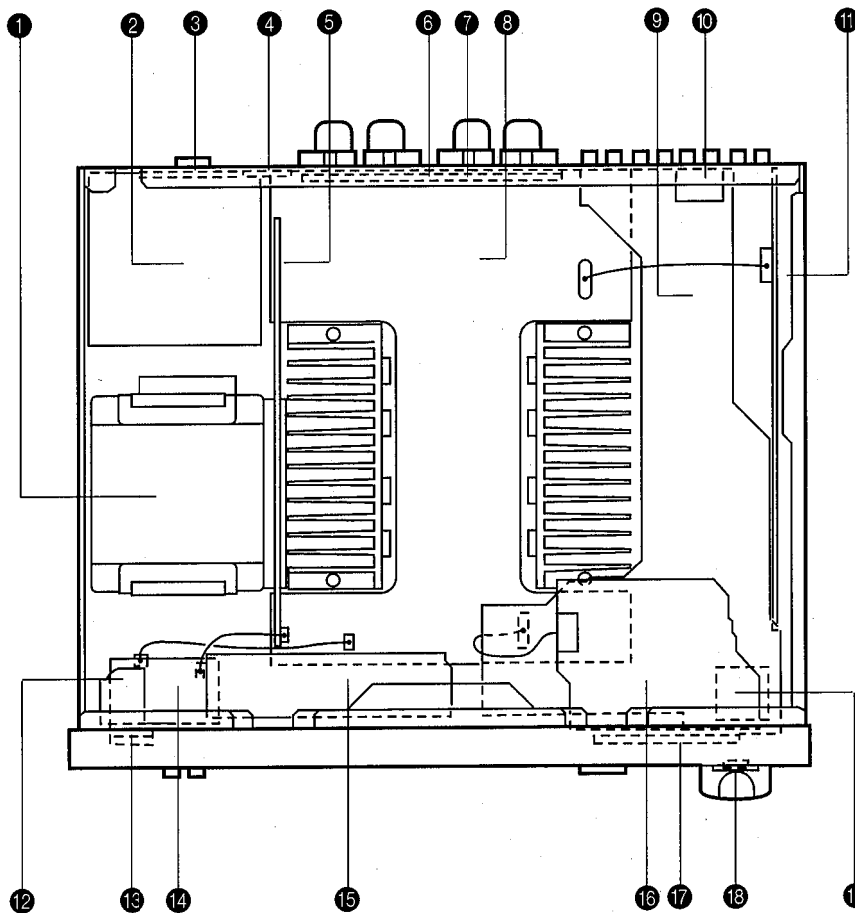
DIMENSIONS



Units: mm (inch)

AX-892

AX-892 INTERNAL VIEW



- ① POWER TRANSFORMER
- ② MAIN P.C.B. ASS'Y (2)
- ③ MAIN P.C.B. ASS'Y (4) (R model Only)
- ④ MAIN P.C.B. ASS'Y (3)
- ⑤ MAIN P.C.B. ASS'Y (7)
- ⑥ MAIN P.C.B. ASS'Y (5)
- ⑦ MAIN P.C.B. ASS'Y (6)
- ⑧ MAIN P.C.B. ASS'Y (1)
- ⑨ FUNCTION P.C.B. ASS'Y (2)
- ⑩ FUNCTION P.C.B. ASS'Y (10)
- ⑪ FUNCTION P.C.B. ASS'Y (1)
- ⑫ FUNCTION P.C.B. ASS'Y (9)
- ⑬ FUNCTION P.C.B. ASS'Y (5)
- ⑭ FUNCTION P.C.B. ASS'Y (8)
- ⑮ FUNCTION P.C.B. ASS'Y (4)
- ⑯ FUNCTION P.C.B. ASS'Y (3)
- ⑰ FUNCTION P.C.B. ASS'Y (6)
- ⑱ FUNCTION P.C.B. ASS'Y (7)
- ⑲ FUNCTION P.C.B. ASS'Y (11)

AX-892 DISASSEMBLY PROCEDURES

(Remove parts in disassembly order as numbered.)

1. Removal of Top Cover

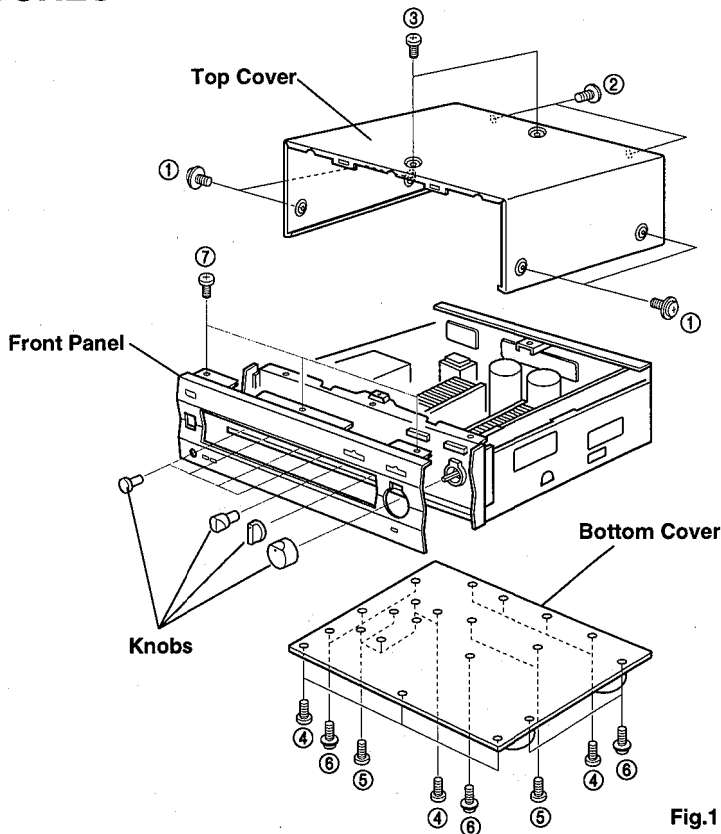
- a. Remove 4 screws (①) in Fig. 1.
- b. Remove 2 screws (②) in Fig. 1.
- c. Remove 2 screws (③) in Fig. 1.

2. Removal of Bottom Cover

- a. Remove 9 screws (④) in Fig. 1.
- b. Remove 6 screws (⑤) in Fig. 1.
- c. Remove 6 screws (⑥) in Fig. 1.

3. Removal of Front Panel

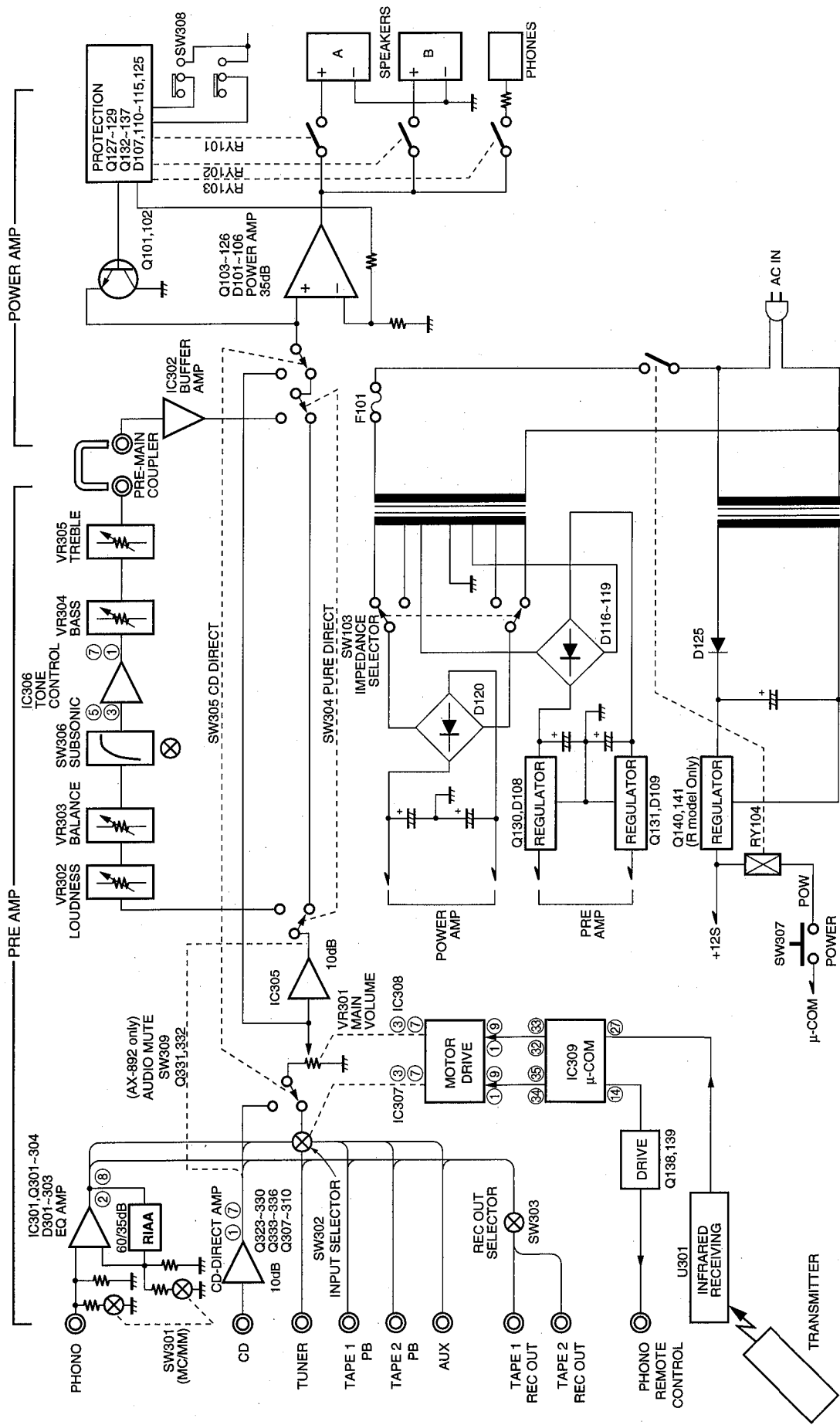
- a. Remove 7 knobs in Fig. 1.
- b. Remove 3 screws (⑦) in Fig. 1.



CAUTION FOR SERVICING - USE ONLY COPPER COLORED SCREWS (3x10 ø8) FOR POINTS INDICATED BY ARROWS (←).

Fig.1

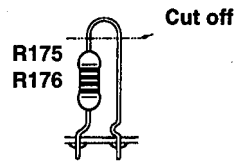
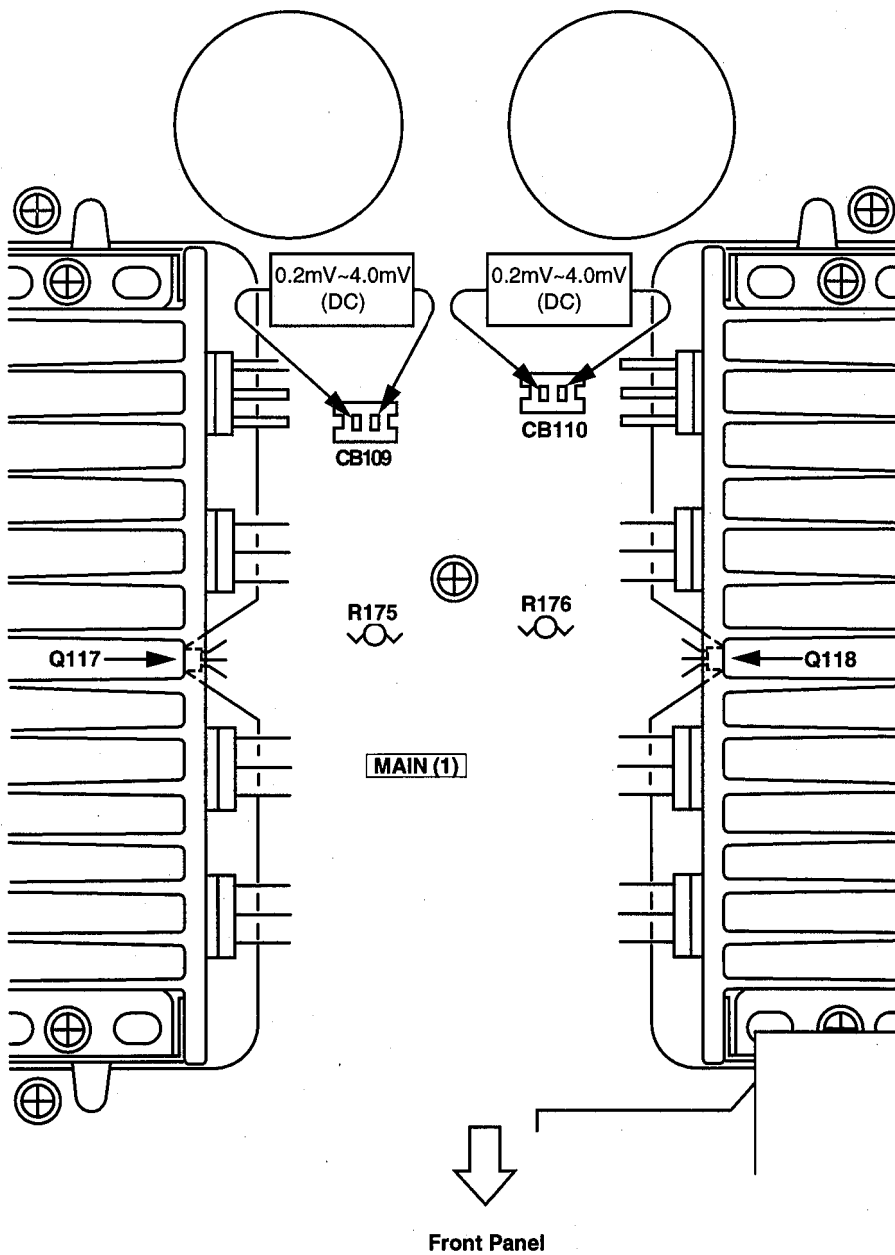
■ BLOCK DIAGRAM



AMP ADJUSTMENT

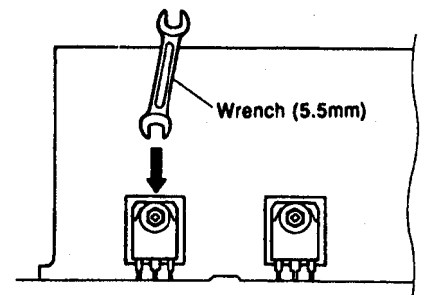
Confirmation of Idling Current

- Right after power is turned on, confirm that the voltage across the terminals of CB109 (Lch) and CB110 (Rch) are between 0.2mV~4.0mV.
- If it exceeds 4.1mV, open (cut off) R175 (on CB109), R176 (on CB110) and reconfirm the voltage.



Note)

- If R175 and R176 have already been cut off and idling current does not flow, reconnect R175 and R176.
- Q117 and Q118 are transistors for temperature correction. Apply silicone grease to contact surface with the heat sink.
- **Removal of Power Transistor**
 - a. Use a 5.5mm wrench or a small size adjustable wrench.
 - b. Using the above tool, remove the screw holding the Power Transistor.



μ-COM DATA

IC309 : LC6520H-4J33

4bit μ-COM

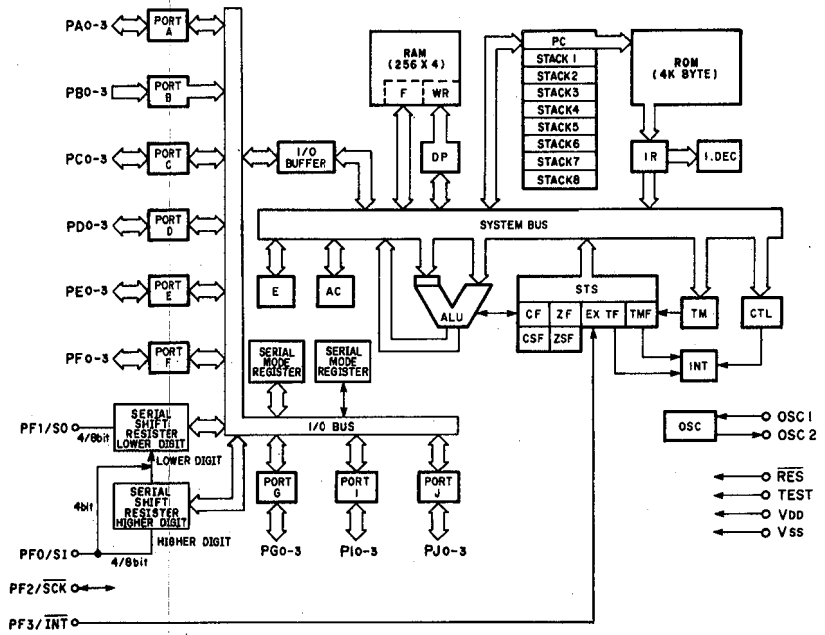
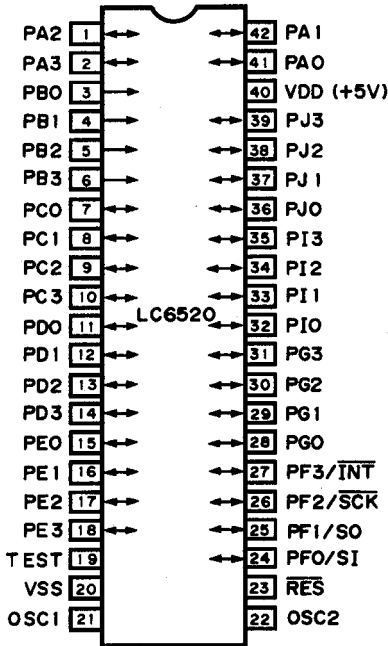


Table A
Selector Position Data(S1 to S8)

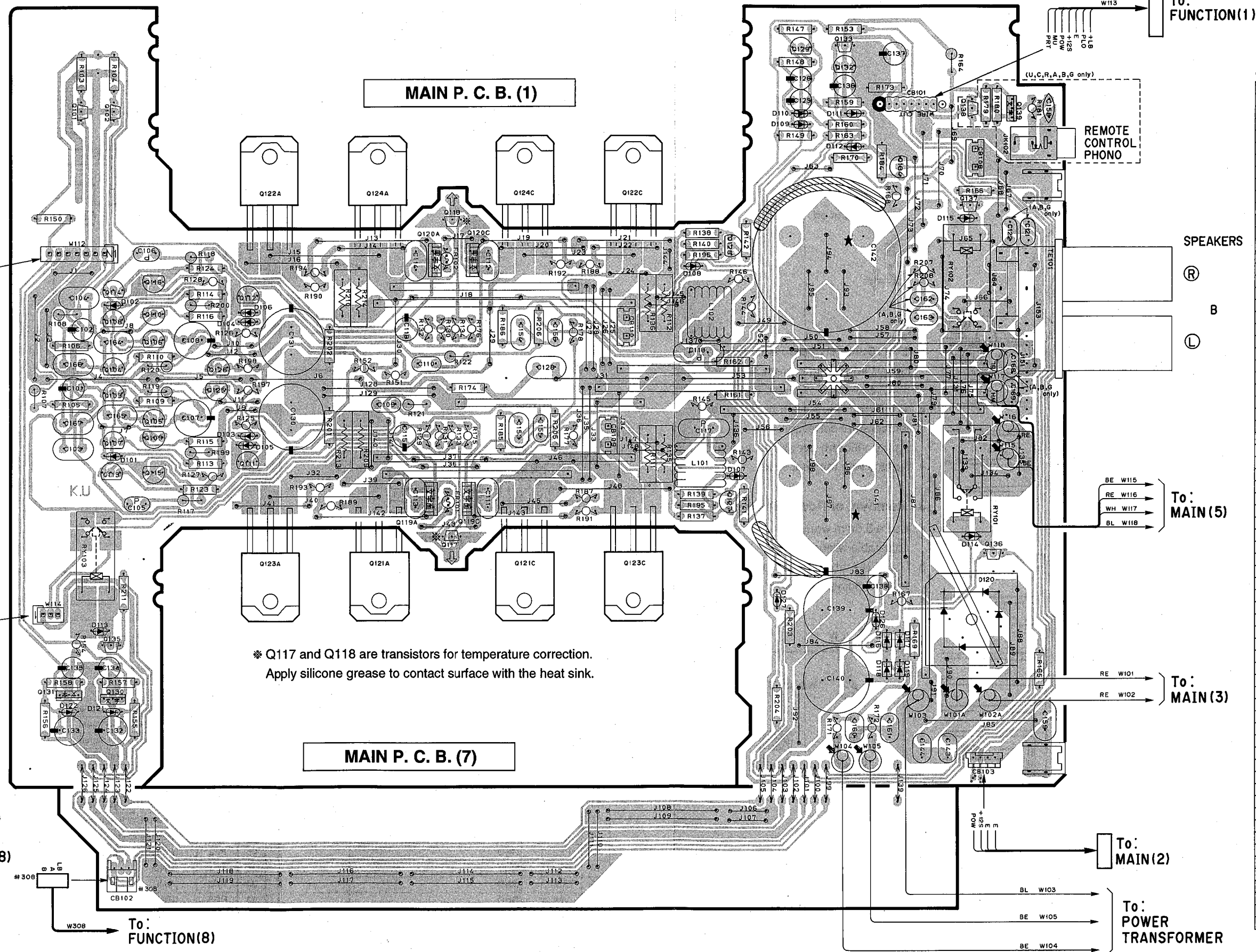
PIN No.										FUNCTION
3	4	5	6	7	8	9	10			
1	1	0	0	0	0	0	0	0	0	PHONO
0	1	1	0	0	0	0	0	0	0	TUNER
0	0	1	1	0	0	0	0	0	0	CD
0	0	0	1	1	0	0	0	0	0	TAPE1
0	0	0	0	1	1	0	0	0	0	TAPE2
0	0	0	0	0	1	1	0	0	0	AUX

No.	Port	I/O	Function	Logic
1	PA2		GND	
2	PA3		+5V	
3	PB0	I	Selector Position data (Table A)	S1
4	PB1	I		S2
5	PB2	I		S3
6	PB3	I		S4
7	PC0	I		S5 (L: RESET)
8	PC1	I		S6(L: RESET)
9	PC2	I		S7(L: RESET)
10	PC3	I		S8(L: RESET)
11	PDO	I	Cam position data	H: CAM(L: RESET)
12	PD1		GND	(L: RESET)
13	PD2		GND	(L: RESET)
14	PD3	O	PLAY / CUT (Player control)	H: ON(L: RESET)
15	PE0		GND	
16	PE1	I	Power down detect (BACK-UP mode)	L: PD
17	PE2		GND	
18	PE3		GND	
19	TEST		GND	
20	Vss		GND	
21	OSC1		4MHz	

No.	Port	I/O	Function	Logic
42	PA1		GND	
41	PA0		GND	
40	VDD		+5V	
39	PJ3	O	Muting control detect	H: ON
38	PJ2		OPEN	
37	PJ1		OPEN	
36	PJ0		GND	
35	PI3	O	Selector control signal	
34	PI2	O	Selector control signal	
33	PI1	O	Volume control signal	
32	PI0	O	Volume control signal	
31	PG3	O	Standby detect	H: ON
30	PG2	O	Power detect	H: ON
29	PG1	I	Power SW Type detect	H: LOCK
28	PG0	I	Power SW Key detect	H: SW ON
27	PF3	I	Remote Control data	
26	PF2	I	Protection detect	H: PRT
25	PF1		GND	
24	PF0		GND	
23	RES		RESET	L: RESET
22	OSC2		4MHz	

*When in the BACK-UP mode.(i.e., when the AC plug has been unplugged), the state before unplugging the AC plug (POWER ON/OFF) is kept in memory.

■ AX-592 PRINTED CIRCUIT BOARD (Foil side)

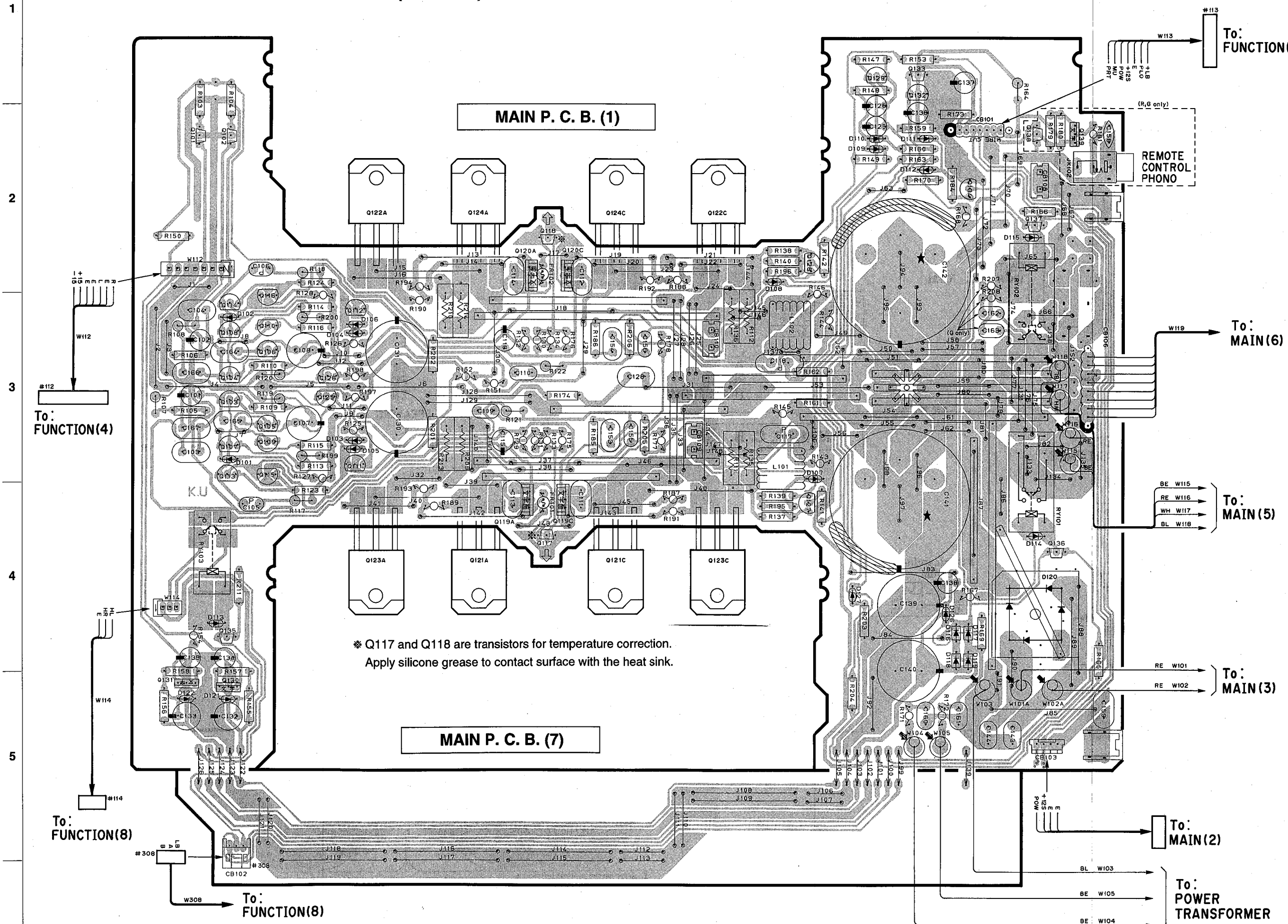


● Semiconductor Location

Ref. No.	Location
D101	B3
D102	B3
D103	B3
D104	B3
D105	B3
D106	B3
D107	E3
D108	E2
D109	E2
D110	E2
D111	E2
D112	E2
D113	B4
D114	F4
D115	F2
D116	E4
D117	F4
D118	E4
D119	F4
D120	F4
D121	B5
D122	A5
D126	E4
D127	E4
Q101	A2
Q102	B2
Q103	B3
Q104	B3
Q105	B3
Q106	B3
Q107	B3
Q108	B3
Q109	B3
Q110	B3
Q111	B3
Q112	B3
Q113	B3
Q114	B3
Q115	B3
Q116	B3
Q117	C4
Q118	C2
Q119A	C4
Q119C	C4
Q120A	C2
Q120C	C2
Q121A	C4
Q121C	D4
Q122A	B2
Q122C	D2
Q123A	B4
Q123C	D4
Q124A	C2
Q124C	D2
Q125	B3
Q126	B3
Q127	E4
Q128	E2
Q129	E1
Q130	B5
Q131	A5
Q132	E1
Q133	E1
Q134	F2
Q135	B4
Q136	F4
Q137	F2
Q138	F2
Q139	F2

AX-892

AX-892 PRINTED CIRCUIT BOARD (Foil side)



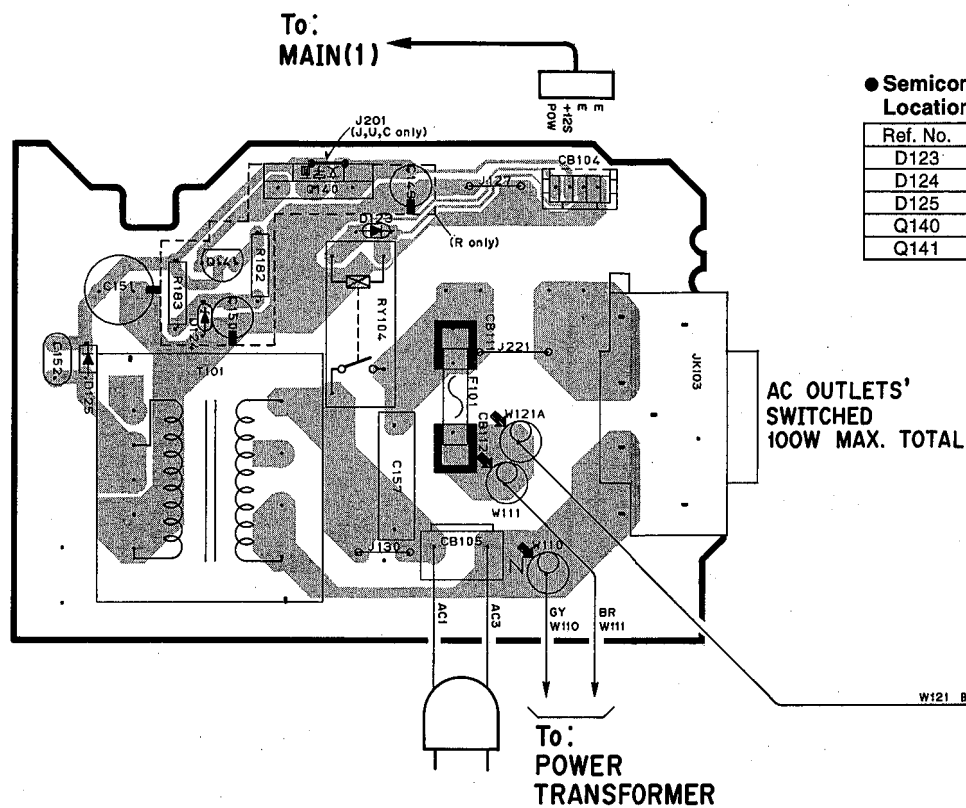
● Semiconductor Location

Ref. No.	Location
D101	B3
D102	B3
D103	B3
D104	B3
D105	B3
D106	B3
D107	E3
D108	E2
D109	E2
D110	E2
D111	E2
D112	E2
D113	B4
D114	F4
D115	F2
D116	E4
D117	F4
D118	E4
D119	F4
D120	F4
D121	B5
D122	A5
D126	E4
D127	E4
Q101	A2
Q102	B2
Q103	B3
Q104	B3
Q105	B3
Q106	B3
Q107	B3
Q108	B3
Q109	B3
Q110	B3
Q111	B3
Q112	B3
Q113	B3
Q114	B3
Q115	B3
Q116	B3
Q117	C4
Q118	C2
Q119A	C4
Q119C	C4
Q120A	C2
Q121A	C4
Q121C	D4
Q122A	B2
Q122C	D2
Q123A	B4
Q123C	D4
Q124A	C2
Q124C	D2
Q125	B3
Q126	B3
Q127	E4
Q128	E2
Q129	E1
Q130	B5
Q131	A5
Q132	E1
Q133	E1
Q134	F2
Q135	B4
Q136	F4
Q137	F2
Q138	F2
Q139	F2

■ PRINTED CIRCUIT BOARD (Foil side)

● J, U, C and R model

MAIN P. C. B. (2)



● Semiconductor Location

Ref. No.	Location
D123	B2
D124	A2
D125	A2
Q140	B2
Q141	A2

AC OUTLETS SWITCHED 100W MAX. TOTAL

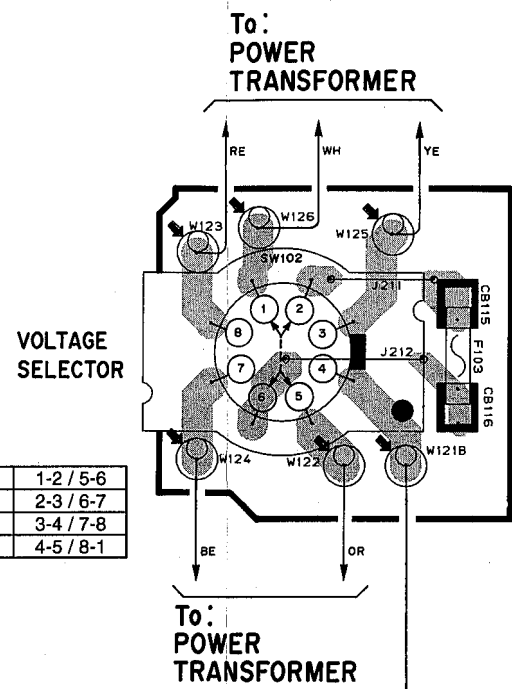
W121 BR (R only)

AX-592

AX-892

● R model only

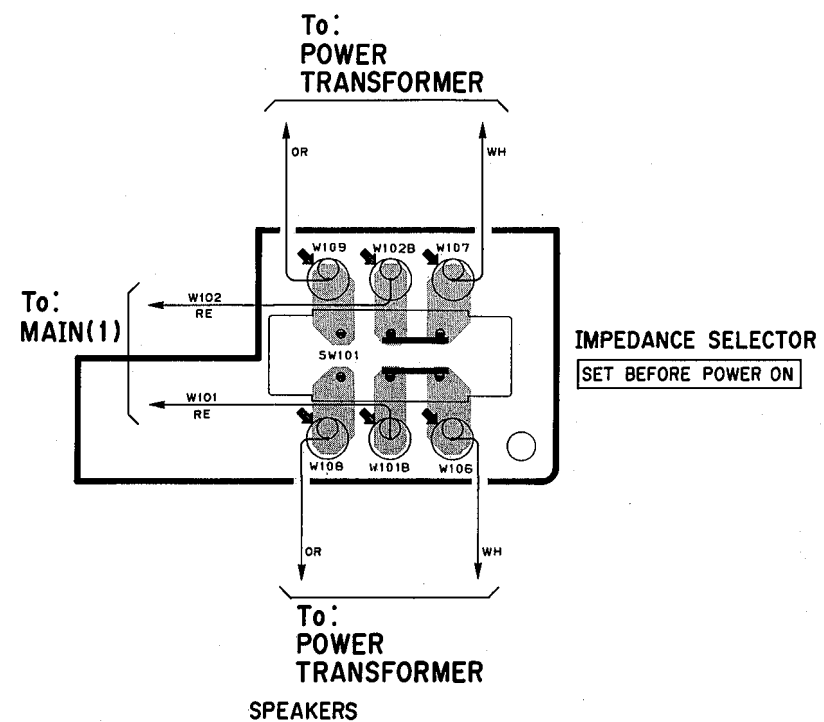
MAIN P. C. B. (4)



240V	1-2 / 5-6
220V	2-3 / 6-7
110V	3-4 / 7-8
120V	4-5 / 8-1

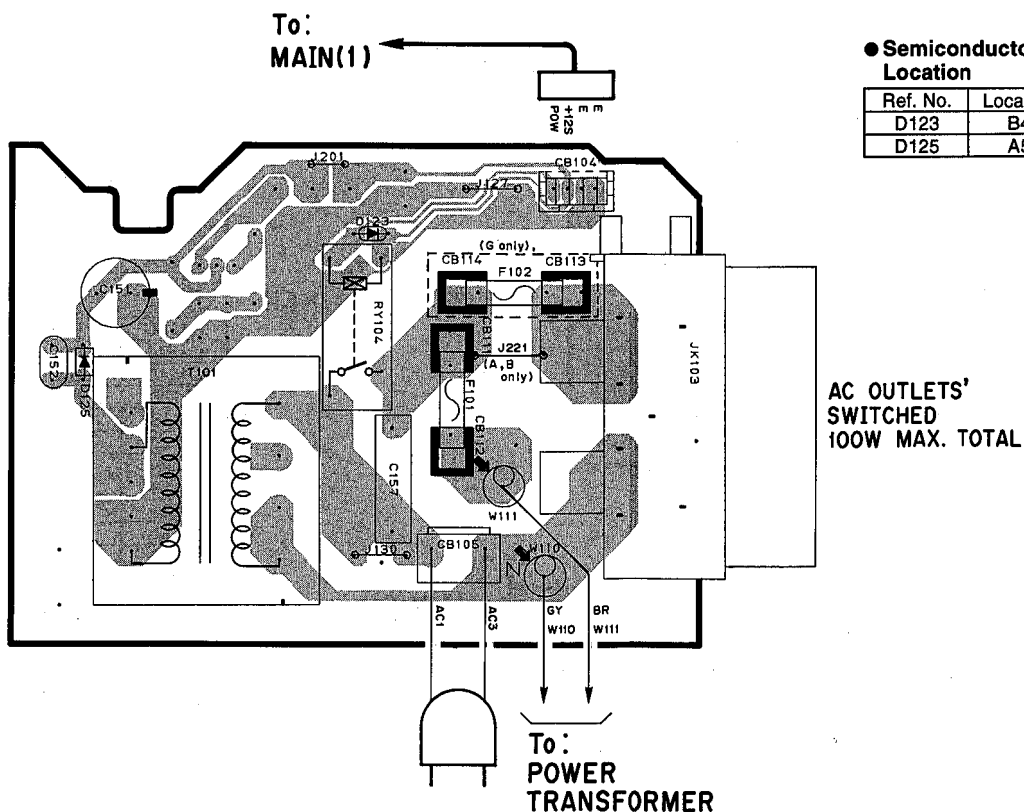
MAIN P. C. B. (5)

MAIN P. C. B. (3)



● A, B and G model

MAIN P. C. B. (2)



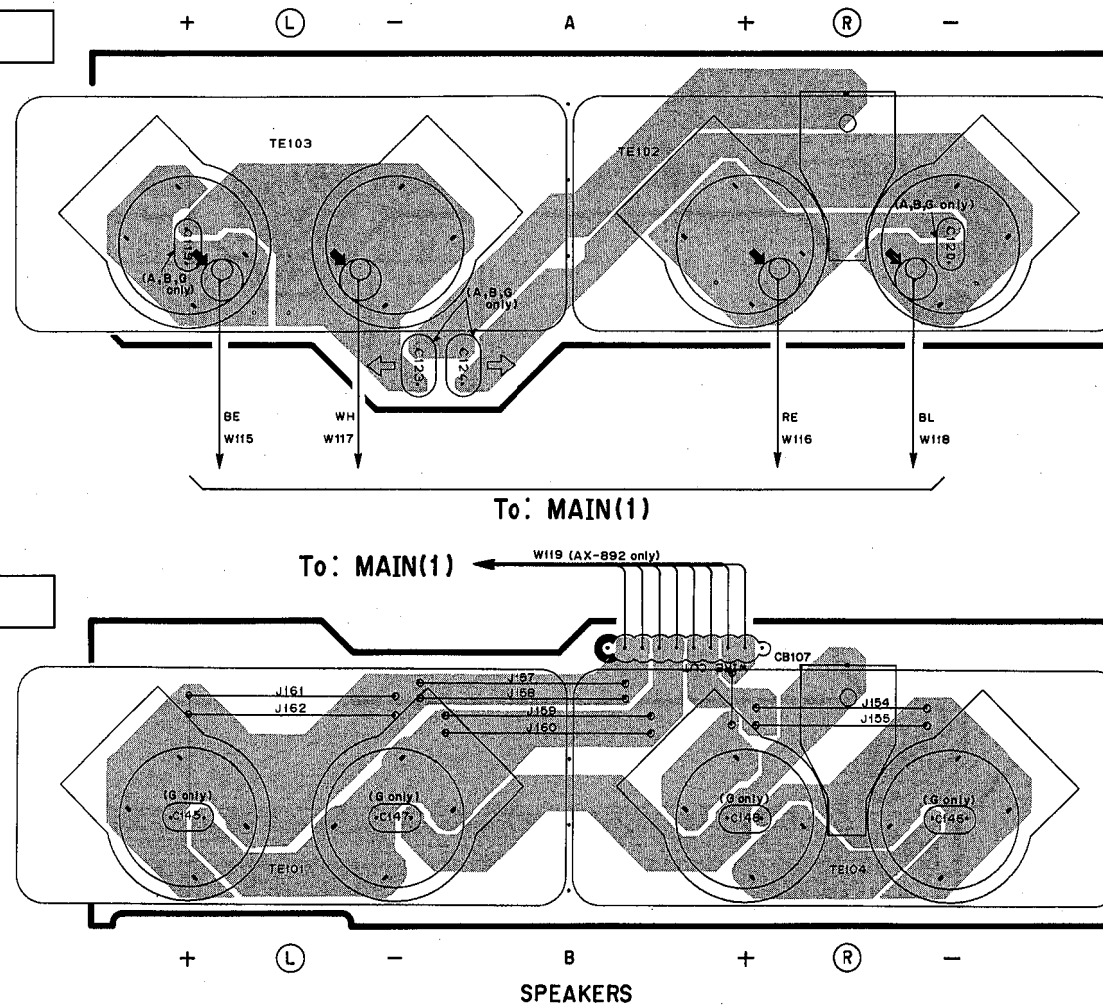
● Semiconductor Location

Ref. No.	Location
D123	B4
D125	A5

AC OUTLETS SWITCHED 100W MAX. TOTAL

● AX-892 only

MAIN P. C. B. (6)

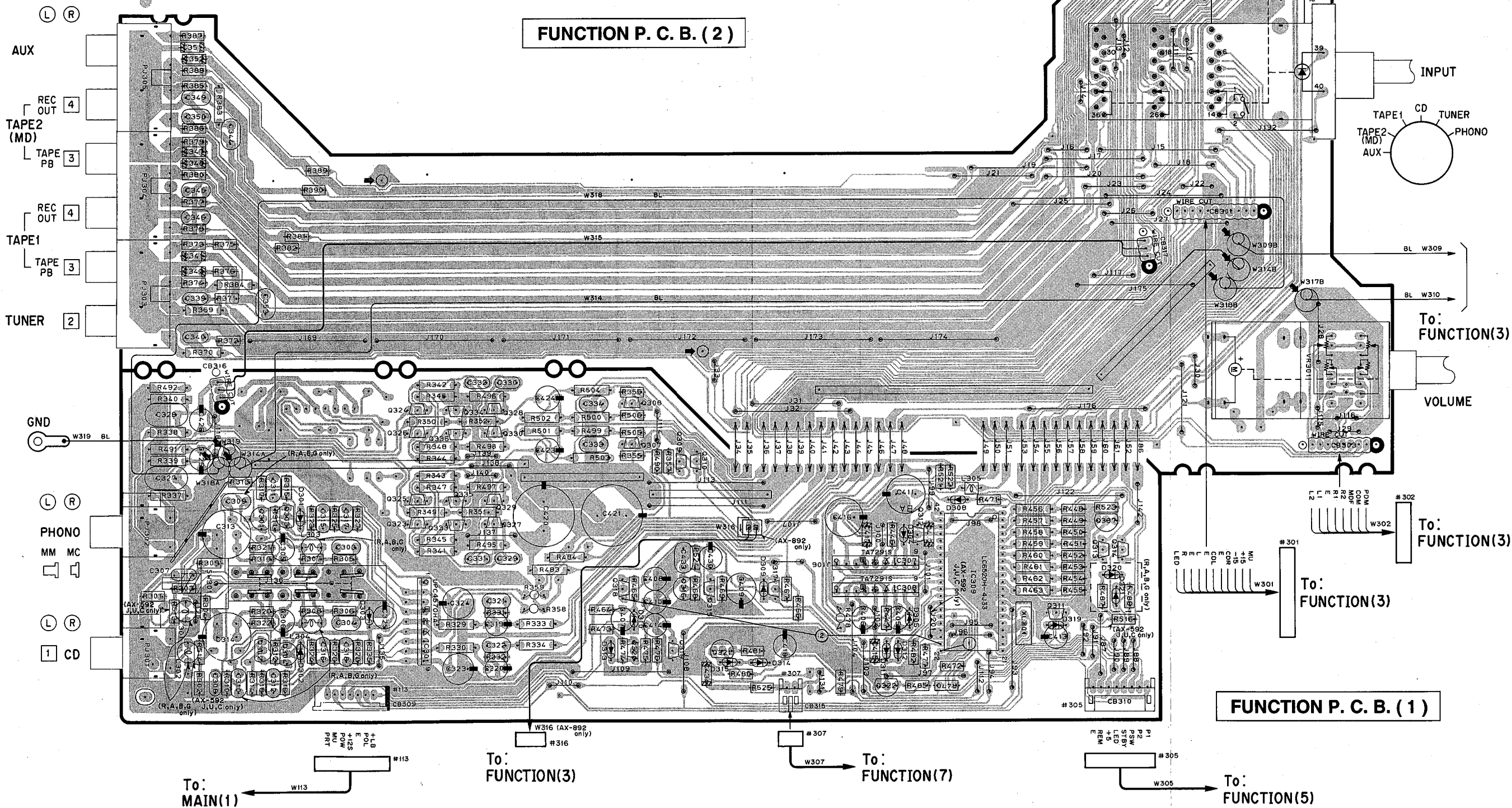


PRINTED CIRCUIT BOARD (Foil side)

① and ② : TEST POINT WAVEFORMS(AX-592→ See page 22) (AX-892→ See page 24)

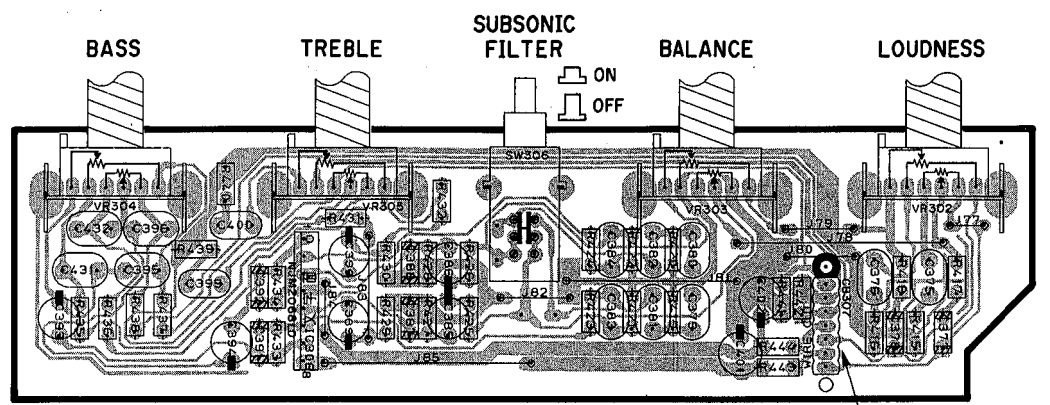
Semiconductor Location

Ref. No.	Location	Ref. No.	Location	Ref. No.	Location	Ref. No.	Location	Ref. No.	Location	Ref. No.	Location
D301	B5	D313	D5	Q301	B5	Q313	F5	Q323	C5	Q335	C4
D302	B5	D314	D5	Q302	B5	Q314	F5	Q324	C4	Q336	C4
D303	C5	D315	D5	Q303	B5	Q315	D5	Q325	C4	Q337	F5
D304	E5	D319	F5	Q304	B5	Q316	D5	Q326	C4		
D305	E5	D320	F5	Q307	D4	Q317	D5	Q327	C5		
D308	E4	D321	F5	Q308	D4	Q318	D5	Q328	C4		
D309	D5	IC301	C5	Q309	D4	Q319	D5	Q329	C4		
D310	D5	IC307	E5	Q310	D4	Q320	D5	Q330	C4		
D311	E5	IC308	E5	Q311	F5	Q321	D5	Q333	C5		
D312	E5	IC309	E5	Q312	E5	Q322	E5	Q334	C4		

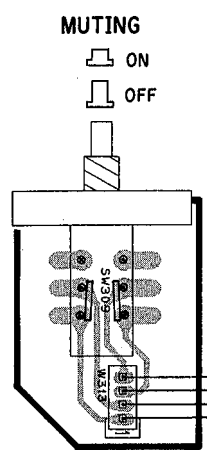


■ PRINTED CIRCUIT BOARD (Foil side)

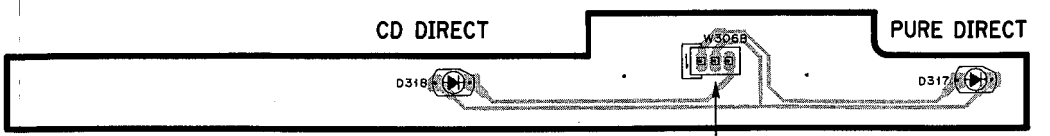
FUNCTION P. C. B. (4)



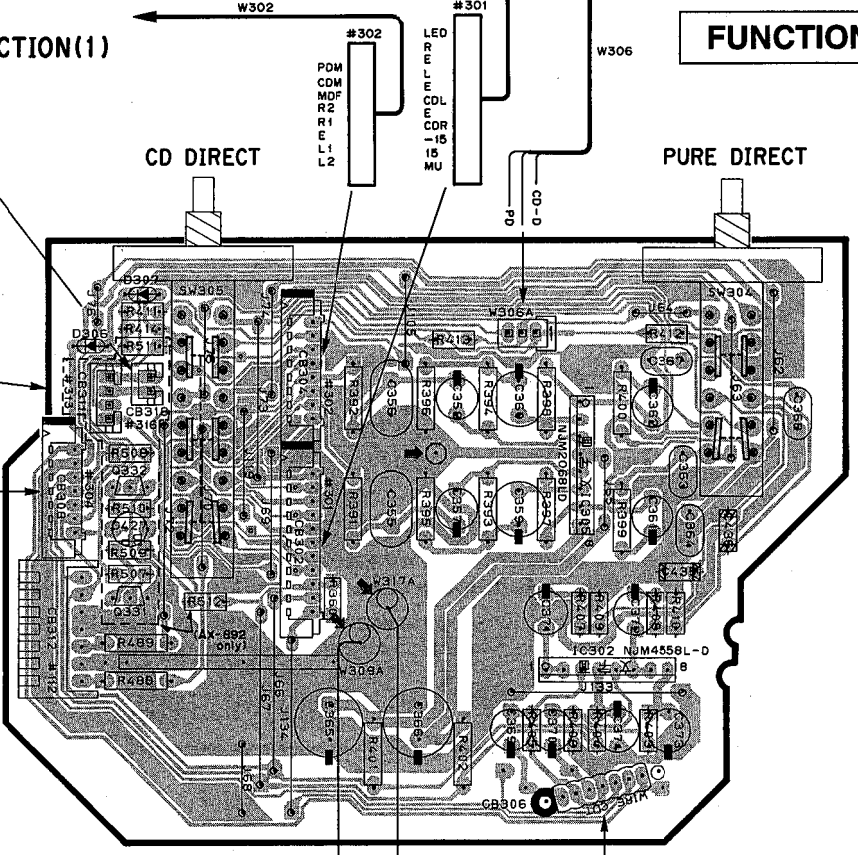
● AX-892 only
FUNCTION P. C. B. (11)



FUNCTION P. C. B. (6)



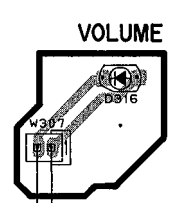
FUNCTION P. C. B. (3)



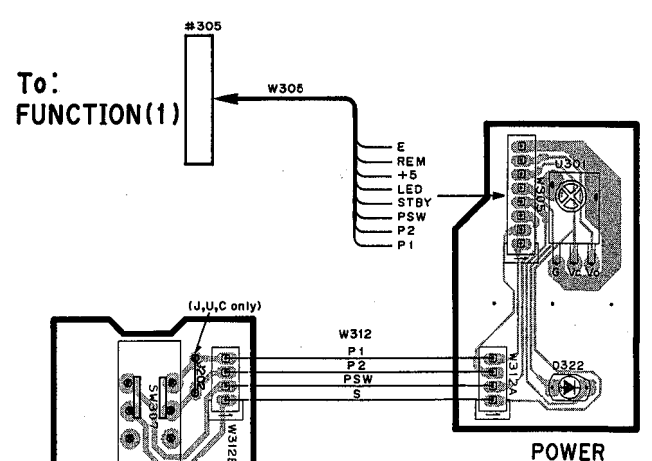
● Semiconductor Location

Ref. No.	Location
D306	E3
D307	E2
D316	B3
D317	F1
D318	G1
D322	B5
IC305	G3
IC306	B2
Q305	G5
Q306	G5
Q331	E3
Q332	E3

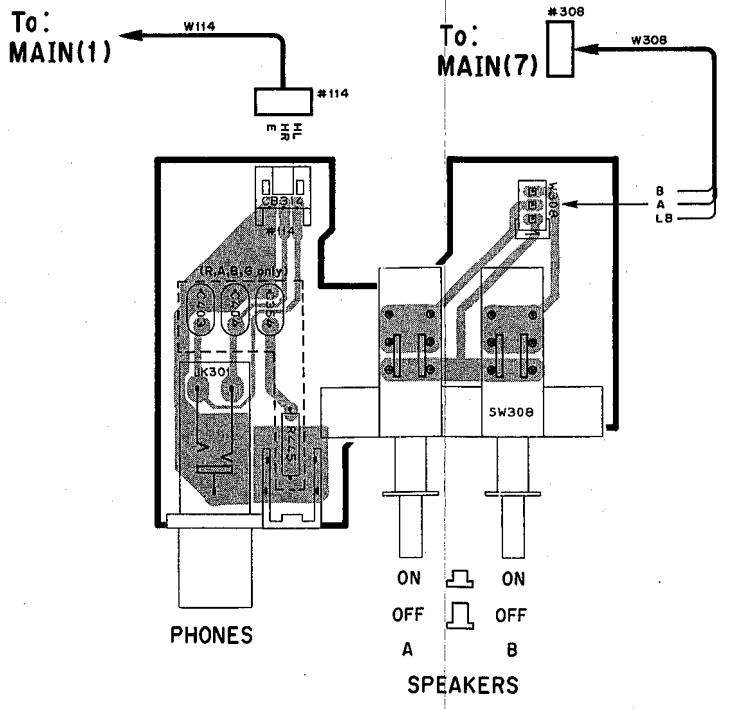
FUNCTION P. C. B. (7)



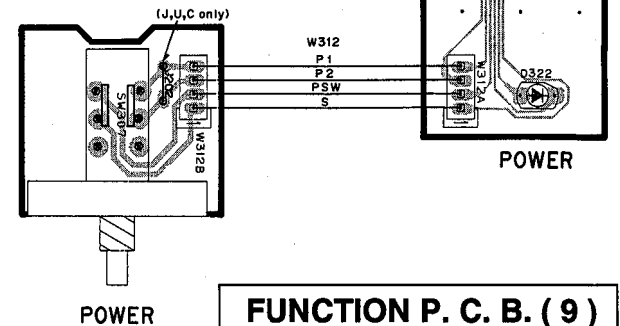
FUNCTION P. C. B. (5)



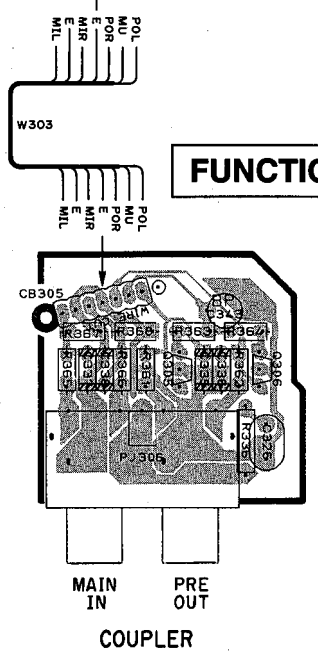
FUNCTION P. C. B. (8)



FUNCTION P. C. B. (9)



FUNCTION P. C. B. (10)

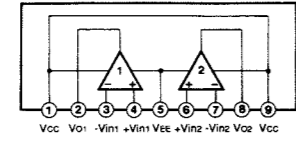


AX-592 SCHEMATIC DIAGRAM (FUNCTION) / 総回路図 (ファンクション)

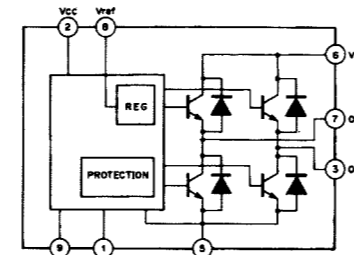
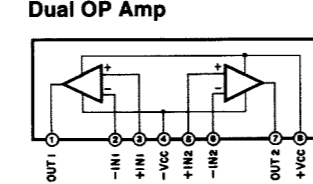
IC307, 308 : TA7291S Motor Drive

IC BLOCK

IC301 : μPC4570HA Dual OP Amp



IC302 : NJM4558LD IC305,306 : NJM2068LD Dual OP Amp



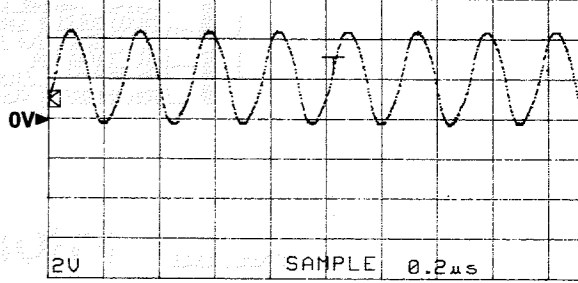
REMARKS	PARTS NAME
NO MARK	CARBON FILM RESISTOR (P-5)
△	CARBON FILM RESISTOR (P-10)
▲	METAL OXIDE FILM RESISTOR
■	METAL FILM RESISTOR
□	METAL PLATE RESISTOR
○	FIRE PROOF CARBON FILM RESISTOR
◇	CEMENT MOLDED RESISTOR
◎	SEM1 VARIABLE RESISTOR
●	CHIP RESISTOR

REMARKS	PARTS NAME
NO MARK	ELECTROLYTIC CAPACITOR
□	TANTALUM CAPACITOR
○	CERAMIC TUBULAR CAPACITOR
○	POLYESTER FILM CAPACITOR
○	POLYSTYRENE FILM CAPACITOR
○	MICA CAPACITOR
○	POLYPROPYLENE FILM CAPACITOR
●	SEMICONDUCTIVE CERAMIC CAPACITOR

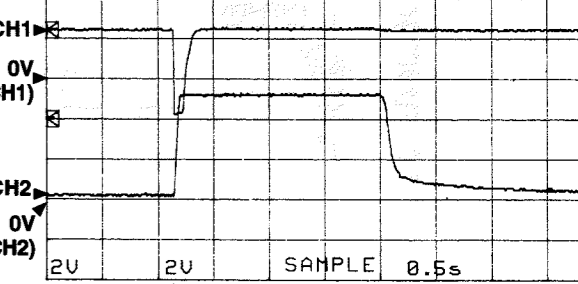
Parts Reference Parts Number	Parts Name
D301-302-306-309-311	HSS104
312-314-315-319	HSS138 HSS176

TEST POINT WAVEFORMS / 波形ポイント

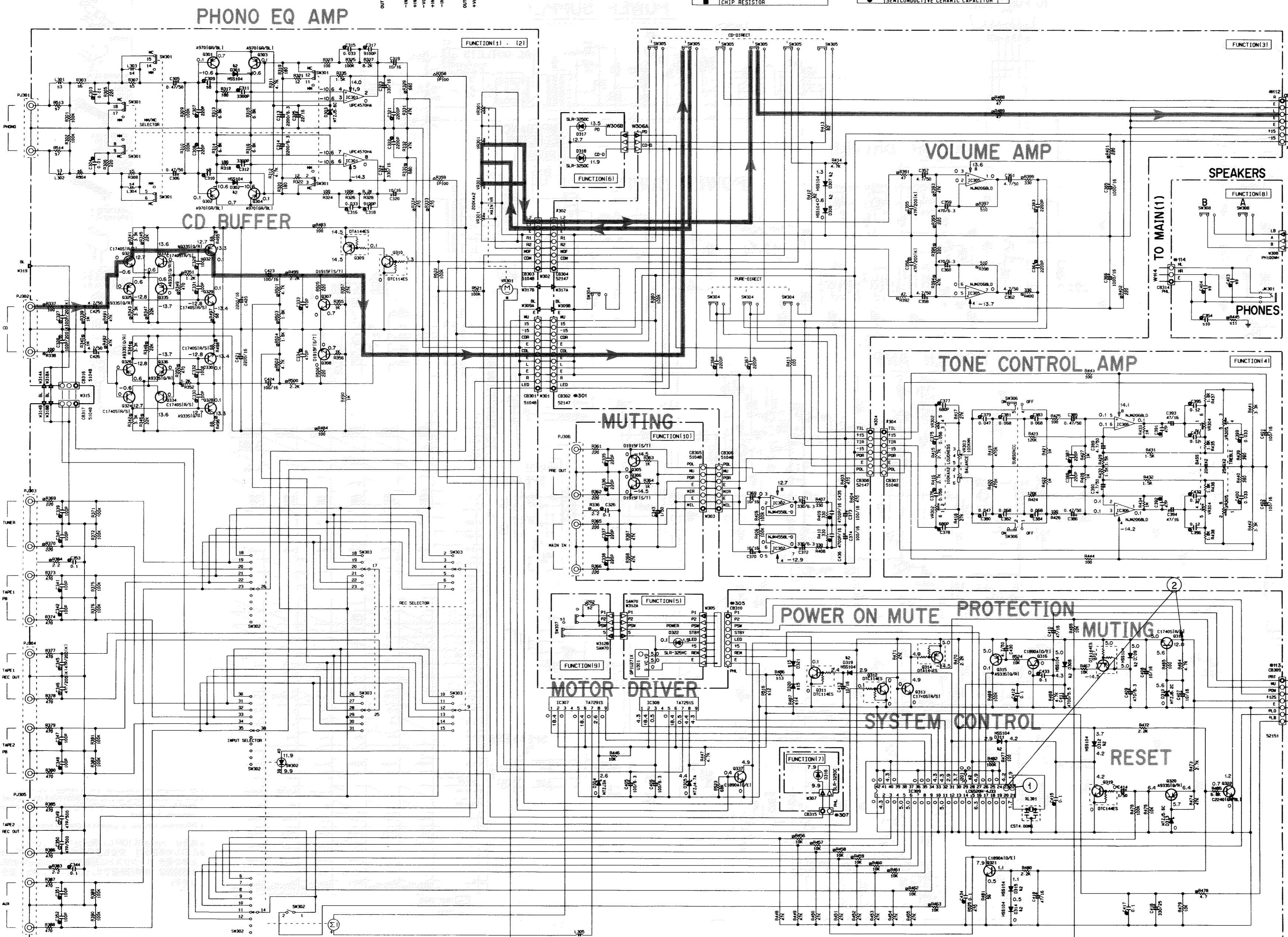
Point ① (Pin 22 of IC309) V: 2V/div H: 0.1μsec/div DC range 1:1 probe



Point ② (CH1: Emitter of Q358 CH2: Pin 23 of IC309) V: 5V/div H: 0.5sec/div DC range 1:1 probe

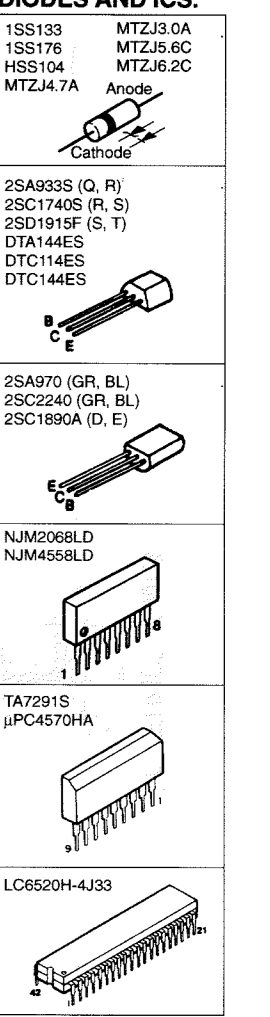


With the POWER switch turned ON, connect the power cord to the AC outlet. Disconnect the power cord from the AC outlet. (This waveform is not available by pushing the power switch ON and OFF.)



Pin	J-U-C	A-A-B-B
1	SW307	VV49620
2	J201-202	
3	L301-302	200μF (TP54110)
4	L303-304	200μF (TP55901)
5	R207-308	27
6	R203-304	10
7	R213-514	10
8	C305-310	100P
9	C403-404	0.01
10	C254	0.01 (TV16701)
11	R445	2.2
12	R216	2.2K
13	R466	800
14	R487	1.2K
15	D300-301	HSS104 HSS138 HSS176

PIN CONNECTION DIAGRAM OF TRANSISTORS, DIODES AND ICs.



- Conditions/設定条件
- FUNCTION → CD
 - REC OUT → CD
 - SPEAKERS → A:ON / B:OFF
 - VOLUME → minimum (-∞)

* All voltages are measured with a 10MΩ/V DC electric volt meter.
 * Components having special characteristics are marked △ and must be replaced with parts having specifications equal to those originally installed.
 * Schematic diagram is subject to change without notice.
 ●電圧は、内部抵抗 10MΩ の電圧計で測定したものです。
 ●△印のある部品は、安全性確保部分を示しています。部品の交換が必要な場合、パーツリストに記載されている部品を使用してください。
 ●本回路図は、標準回路図です。改良のため予告なく変更することがあります。

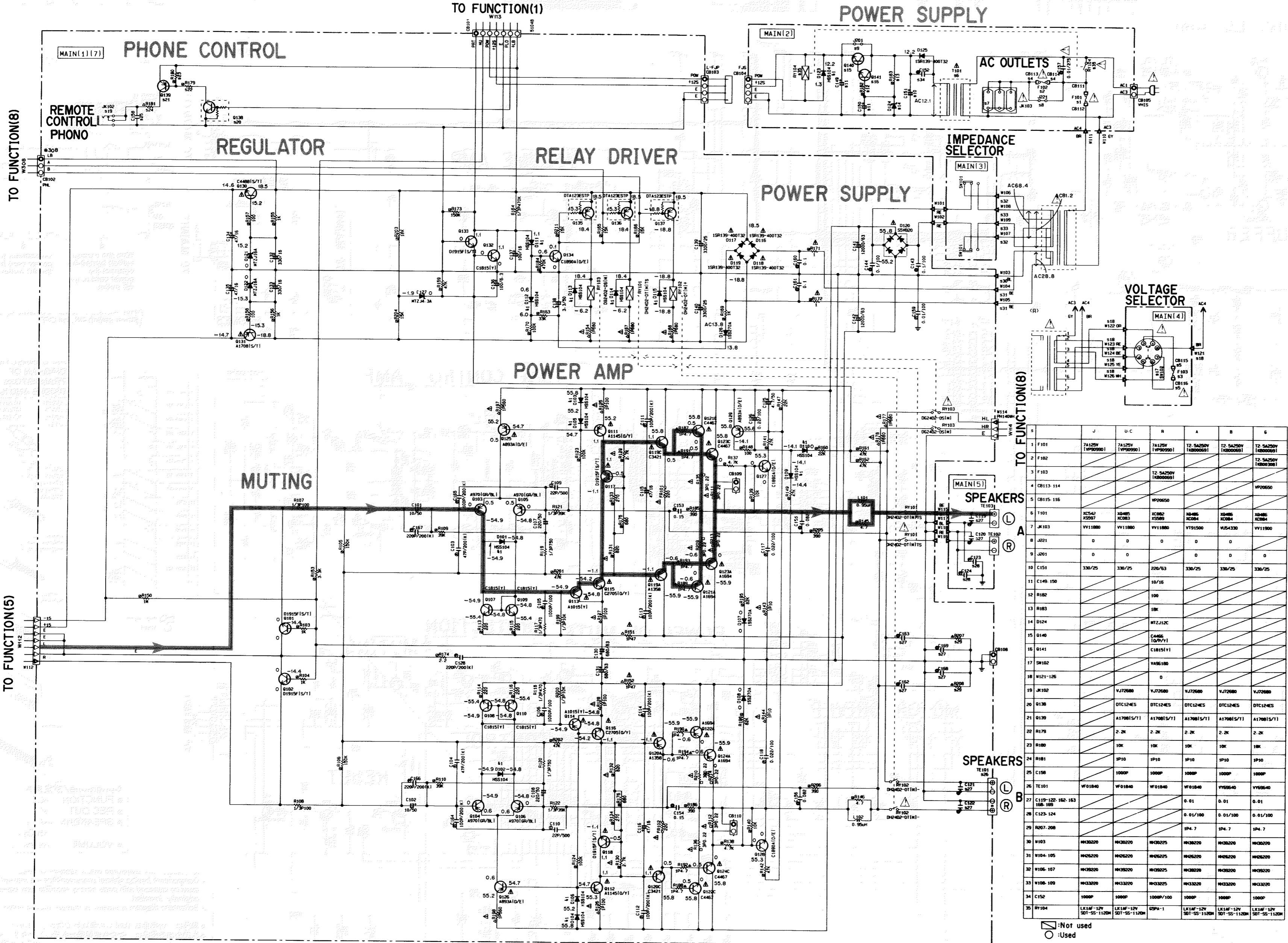
AX-892 SCHEMATIC DIAGRAM (MAIN) / 総回路図 (メイン)

REMARKS	PARTS NAME	MARK
NO MARK	ELECTROLYTIC CAPACITOR	△
NO MARK	TANTALUM CAPACITOR	△
NO MARK	CERAMIC CAPACITOR	○
●	CERAMIC TUBULAR CAPACITOR	
○	POLYESTER FILM CAPACITOR	
○	POLYSTYRENE FILM CAPACITOR	
○	MICA CAPACITOR	
○	POLYPROPYLENE FILM CAPACITOR	
●	SEMICONDUCTIVE CERAMIC CAPACITOR	

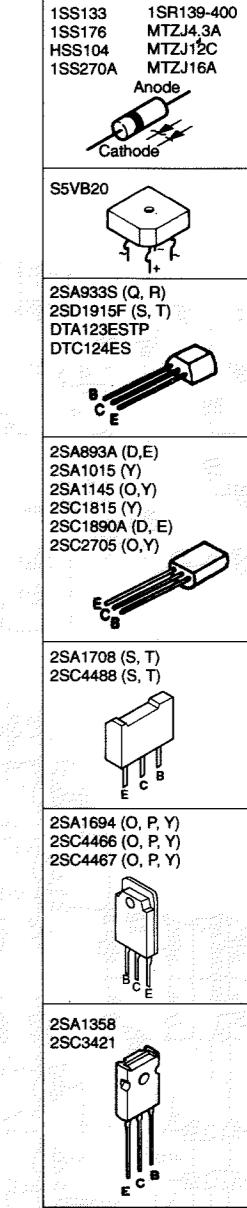
REMARKS	PARTS NAME	MARK
NO MARK	CARBON FILM RESISTOR (P-5)	△
△	CARBON FILM RESISTOR (P-10)	
△	METAL OXIDE FILM RESISTOR	
△	METAL FILM RESISTOR	
△	METAL PLATE RESISTOR	
△	FIRE PROOF CARBON FILM RESISTOR	
△	CEMENT MOLDED RESISTOR	
△	SEMI VARIABLE RESISTOR	
■	CHIP RESISTOR	

NOTICE (mode1)
 (J)..... JAPANESE
 (U)..... U. S. A
 (C)..... CANADIAN
 (R)..... GENERAL
 (A)..... AUSTRALIAN
 (B)..... BRITISH
 (G)..... EUROPEAN
 (T)..... CHINA
 (L)..... SINGAPORE

Mark	Reference Parts Number	Parts Name
41	0101-106 109-115 123	MS104 155133 155176
42		
43		



PIN CONNECTION DIAGRAM OF TRANSISTORS, DIODES AND ICs.



	J	U	C	R	A	B	G
1 F101	7A120V (VPC020)	7A120V (VPC020)	7A120V (VPC020)	T2 5A250V (H000051)	T2 5A250V (H000051)	T2 5A250V (H000391)	
2 F102							
3 F103				T2 5A250V (H000051)			
4 CB113-114							VP0650
5 CB115-116							
6 F101	K2542 (X597)	30485 (X083)	K2082 (X589)	W485 (X084)	30485 (X084)	30485 (X084)	30485 (X084)
7 JK103	VV11880	VV11880	VV11880	VV11880	VV11880	VV11880	VV11880
8 J021	0	0	0	0	0	0	0
9 J001	0	0	0	0	0	0	0
10 C151	330/25	330/25	220/63	330/25	330/25	330/25	330/25
11 C149-150			10/16				
12 R182			100				
13 R183			10K				
14 D124			MTZJ12C				
15 Q140			C4466 (O,P,Y)				
16 Q141			C1815(Y)				
17 D102			VA05180				
18 W121-126			0				
19 JK102		VJ72680	VJ72680	VJ72680	VJ72680	VJ72680	VJ72680
20 Q138		DTC124ES	DTC124ES	DTC124ES	DTC124ES	DTC124ES	DTC124ES
21 Q139		A17081S/T	A17081S/T	A17081S/T	A17081S/T	A17081S/T	A17081S/T
22 R178		2.2K	2.2K	2.2K	2.2K	2.2K	2.2K
23 R180		10K	10K	10K	10K	10K	10K
24 R181		SP10	SP10	SP10	SP10	SP10	SP10
25 C158		1000P	1000P	1000P	1000P	1000P	1000P
26 TE101	VF01840	VF01840	VF01840	VF01840	VF06540	VF06540	VF06540
27 C119-122-152-153-158-159				0.01	0.01	0.01	0.01
28 C123-124				0.01/100	0.01/100	0.01/100	0.01/100
29 R007-208				104.7	104.7	104.7	104.7
30 R103	HC3020	HC3020	HC3020	HC3020	HC3020	HC3020	HC3020
31 R104-105	HC0520	HC0520	HC0520	HC0520	HC0520	HC0520	HC0520
32 R106-107	HC3020	HC3020	HC3020	HC3020	HC3020	HC3020	HC3020
33 R108-109	HC3300	HC3300	HC3300	HC3300	HC3300	HC3300	HC3300
34 C152	1000P	1000P	1000P/100	1000P	1000P	1000P	1000P
35 RY104	LK14F-12V (S1-SS-1120)	LK14F-12V (S1-SS-1120)	CSA-1	LK14F-12V (S1-SS-1120)	LK14F-12V (S1-SS-1120)	LK14F-12V (S1-SS-1120)	LK14F-12V (S1-SS-1120)

* All voltages are measured with a 10MΩ/V DC electric volt meter.
 * Components having special characteristics are marked △ and must be replaced with parts having specifications equal to those originally installed.
 * Schematic diagram is subject to change without notice.

● 電圧は、内部抵抗 10MΩ の電圧計で測定したものです。
 ● △印のある部品は、安全性確保部分を示しています。部品の交換が必要な場合、パーツリストに記載されている部品を使用してください。
 ● 本回路図は、標準回路図です。改良のため予告なく変更することがあります。

△: Not used
 ○: Used

PARTS LIST

■ ELECTRICAL PARTS

■ WARNING

Components having special characteristics are marked \triangle and must be replaced with parts having specifications equal to those originally installed.

- Carbon resistors (1/6W or 1/4W) are not included in the ELECTRICAL PARTS List. For the part Nos. of the carbon resistors, refer to the last page.

ABBREVIATIONS IN THIS LIST ARE AS FOLLOWS:

C. A. EL. CHP	: CHIP ALUMI. ELECTROLYTIC CAP	LED. DSPLY	: LED DISPLAY
C. CE	: CERAMIC CAP	LED. INFRD	: LED, INFRARED
C. CE. ARRAY	: CERAMIC CAP ARRAY	MODUL. RF	: MODULATOR, RF
C. CE. CHP	: CHIP CERAMIC CAP	PHOT. CPL	: PHOTO COUPLER
C. CE. ML	: MULTILAYER CERAMIC CAP	PHOT. INTR	: PHOTO INTERRUPTER
C. CE. M. CHP	: CHIP MULTILAYER CERAMIC CAP	PHOT. RFLCT	: PHOTO REFLECTOR
C. CE. SAFTY	: RECOGNIZED CERAMIC CAP	PIN. TEST	: PIN, TEST POINT
C. CE. TUBLR	: CERAMIC TUBULAR CAP	PLST. RIVET	: PLASTIC RIVET
C. CE. SMI	: SEMI CONDUCTIVE CERAMIC CAP	R. ARRAY	: RESISTOR ARRAY
C. EL	: ELECTROLYTIC CAP	R. CAR	: CARBON RESISTOR
C. MICA	: MICA CAP	R. CAR. CHP	: CHIP RESISTOR
C. ML. FLM	: MULTILAYER FILM CAP	R. CAR.FP	: FLAME PROOF CARBON RESISTOR
C. MP	: METALLIZED PAPER CAP	R. FUS	: FUSABLE RESISTOR
C. MYLAR	: MYLAR FILM CAP	R. MTL. CHP	: CHIP METAL FILM RESISTOR
C. MYLAR. ML	: MULTILAYER MYLAR FILM CAP	R. MTL. FILM	: METAL FILM RESISTOR
C. PAPER	: PAPER CAPACITOR	R. MTL. OXD	: METAL OXIDE FILM RESISTOR
C. PLS	: POLYSTYRENE FILM CAP	R. MTL. PLAT	: METAL PLATE RESISTOR
C. POL	: POLYESTER FILM CAP	RSNR. CE	: CERAMIC RESONATOR
C. POLY	: POLYETHYLENE FILM CAP	RSNR. CRYST	: CRYSTAL RESONATOR
C. PP	: POLYPROPYLENE FILM CAP	R. TW. CEM	: TWIN CEMENT FIXED RESISTOR
C. TNTL	: TANTALUM CAP	R. WW	: WIRE WOUND RESISTOR
C. TNT. CHP	: CHIP TANTALUM CAP	SCR. BND. HD	: BIND HEAD B-TITE SCREW
C. TRIM	: TRIMMER CAP	SCR. BW. HD	: BW HEAD TAPPING SCREW
CN	: CONNECTOR	SCR. CUP	: CUP TITE SCREW
CN. BS. PIN	: CONNECTOR, BASE PIN	SCR. TERM	: SCREW TERMINAL
CN. CANNON	: CONNECTOR, CANNON	SCR. TR	: SCREW, TRANSISTOR
CN. DIN	: CONNECTOR, DIN	SUPRT. PCB	: SUPPORT, P. C. B.
CN. FLAT	: CONNECTOR, FLAT CABLE	SURG. PRTCT	: SURGE PROTECTOR
CN. POST	: CONNECTOR, BASE POST	SW. TACT	: TACT SWITCH
COIL. MX. AM	: COIL, AM MIX	SW. LEAF	: LEAF SWITCH
COIL. AT. FM	: COIL, FM ANTENNA	SW. LEVER	: LEVER SWITCH
COIL. DT. FM	: COIL, FM DETECT	SW. MICRO	: MICRO SWITCH
COIL. MX. FM	: COIL, FM MIX	SW. PUSH	: PUSH SWITCH
COIL. OUTPT	: OUTPUT COIL	SW. RT. ENC	: ROTARY ENCODER
DIOD. ARRAY	: DIODE ARRAY	SW. RT. MTR	: ROTARY SWITCH WITH MOTOR
DIODE. BRG	: DIODE BRIDGE	SW. RT	: ROTARY SWITCH
DIODE. CHP	: CHIP DIODE	SW. SLIDE	: SLIDE SWITCH
DIODE. VAR	: VARACTOR DIODE	TERM. SP	: SPEAKER TERMINAL
DIOD. Z. CHP	: CHIP ZENER DIODE	TERM. WRAP	: WRAPPING TERMINAL
DIODE. ZENR	: ZENER DIODE	THRMST. CHP	: CHIP THERMISTOR
DSCR. CE	: CERAMIC DISCRIMINATOR	TR. CHP	: CHIP TRANSISTOR
FER. BEAD	: FERRITE BEADS	TR. DGT	: DIGITAL TRANSISTOR
FER. CORE	: FERRITE CORE	TR. DGT. CHP	: CHIP DIGITAL TRANSISTOR
FET. CHP	: CHIP FET	TRANS	: TRANSFORMER
FL. DSPLY	: FLUORESCENT DISPLAY	TRANS. PULS	: PULSE TRANSFORMER
FLTR. CE	: CERAMIC FILTER	TRANS. PWR	: POWER TRANSFORMER ASS'y
FLTR. COMB	: COMB FILTER MODULE	TUNER. AM	: TUNER PACK, AM
FLTR. LC. RF	: LC FILTER, EMI	TUNER. FM	: TUNER PACK, FM
GND. MTL	: GROUND PLATE	TUNER. PK	: FRONT-END TUNER PACK
GND. TERM	: GROUND TERMINAL	VR	: ROTARY POTENTIOMETER
HOLDER. FUS	: FUSE HOLDER	VR. MTR	: POTENTIOMETER WITH MOTOR
IC. PRTCT	: IC PROTECTOR	VR. SW	: POTENTIOMETER WITH ROTARY SW
JUMPER. CN	: JUMPER CONNECTOR	VR. SLIDE	: SLIDE POTENTIOMETER
JUMPER. TST	: JUMPER, TEST POINT	VR. TRIM	: TRIMMER POTENTIOMETER
L. DTCT	: LIGHT DETECTING MODULE		
L. EMIT	: LIGHT EMITTING MODULE		

Note) Those parts marked with "#" are not included in the P. C. B. Ass'y.

MAIN P.C.B.

Schm Ref.	PART NO.	Description	
*	VY648300	P.C.B.	MAIN(UC)
*	VY648400	P.C.B.	MAIN(F)
*	VY648500	P.C.B.	MAIN(A)
*	VY648600	P.C.B.	MAIN(B)
*	VY648700	P.C.B.	MAIN(G)
CB101	Vi878500	CN.BS.PIN	7P
CB102	VB858200	CN.BS.PIN	3P
CB103	VS839400	CN.BS.PIN	4P
CB104	VS839500	CN	4P
CB105	VG879900	CN.BS.PIN	2P
CB108	LA002110	TERM.WRAP	2P
CB109	LA002110	TERM.WRAP	2P
CB110	LA002110	TERM.WRAP	2P
CB111	VP206500	HOLDER.FUS	EYF-52BC
CB112	VP206500	HOLDER.FUS	EYF-52BC
CB113	VP206500	HOLDER.FUS	EYF-52BC(G)
CB114	VP206500	HOLDER.FUS	EYF-52BC(G)
CB115	VP206500	HOLDER.FUS	EYF-52BC(R)
CB116	VP206500	HOLDER.FUS	EYF-52BC(R)
C101	VE742700	C.EL	10uF 50V
C102	VE742700	C.EL	10uF 50V
C103	VK533800	C.PP	47pF 200V
C104	VK533800	C.PP	47pF 200V
C105	VP917800	C.PP	1000pF 100V
C106	VP917800	C.PP	1000pF 100V
C107	VG291400	C.EL	220uF 50V
C108	VG291400	C.EL	220uF 50V
C109	FU351220	C.MICA	22pF 500V
C110	FU351220	C.MICA	22pF 500V
C111	VK533900	C.PP	100pF 200V
C112	VK533900	C.PP	100pF 200V
C113	VK533900	C.PP	100pF 200V
C114	VK533900	C.PP	100pF 200V
C115	VE742600	C.EL	47uF 25V
C116	VE742600	C.EL	47uF 25V
C117	VP918300	C.PP	0.022uF 100V
C118	VP918300	C.PP	0.022uF 100V
C119	Vi716700	C.MYLAR	0.01uF 50V(ABG)
C120	Vi716700	C.MYLAR	0.01uF 50V(ABG)
C121	Vi716700	C.MYLAR	0.01uF 50V(ABG)
C122	Vi716700	C.MYLAR	0.01uF 50V(ABG)
C123	VK534100	C.PP	0.01uF 100V(ABG)
C124	VK534100	C.PP	0.01uF 100V(ABG)
C125	Vi377400	C.EL	4.7uF 63V
C126	UJ895220	C.EL	0.22uF 100V
C128	VK534000	C.PP	220pF 200V
C130	VP918500	C.EL	680uF 63V
C131	VP918500	C.EL	680uF 63V
C132	VG287800	C.EL	330uF 16V
C133	VG287800	C.EL	330uF 16V
C134	VG291200	C.EL	47uF 50V
C135	VG291200	C.EL	47uF 50V
C136	VG286900	C.EL	220uF 10V

* New Parts

Schm Ref.	PART NO.	Description	
*	C137	VQ083100	C.EL 100uF 16V
	C138	VJ839000	C.EL 0.47uF 50V
	C139	VG289400	C.EL 3300uF 25V
	C140	VG289400	C.EL 3300uF 25V
	C141	VK574600	C.EL 12000uF 63V
	C142	VK574600	C.EL 12000uF 63V
	C143	VR325400	C.MYLAR 0.1uF 100V
	C144	VR325400	C.MYLAR 0.1uF 100V
	C149	VG290900	C.EL 10uF 50V(R)
	C150	VG290900	C.EL 10uF 50V(R)
	C151	UJ778220	C.EL 220uF 63V(R)
	C151	VG289100	C.EL 330uF 25V(UCABG)
	C152	Vi715500	C.MYLAR 1000pF 50V(UCABG)
	C152	VQ079600	C.MYLAR 1000pF 100V(R)
	C153	VG744000	C.MYLAR.ML 0.15uF 50V
	C154	VG744000	C.MYLAR.ML 0.15uF 50V
	C155	VZ001900	C.MYLAR 0.082uF 50V
	C156	VZ001900	C.MYLAR 0.082uF 50V
	C157	VS741700	C.CE.SAFTY 0.01uF 275V
	C158	FG213100	C.CE 1000pF 50V
	C159	VK534100	C.PP 0.01uF 100V
	C160	UA655100	C.MYLAR 0.1uF 50V
	C162	Vi716700	C.MYLAR 0.01uF 50V(ABG)
	C163	Vi716700	C.MYLAR 0.01uF 50V(ABG)
	C164	VK533900	C.PP 100pF 200V
	C165	VK533900	C.PP 100pF 200V
	C166	VK534000	C.PP 220pF 200V
	C167	VK534000	C.PP 220pF 200V
	C168	Vi716700	C.MYLAR 0.01uF 50V(ABG)
	C169	Vi716700	C.MYLAR 0.01uF 50V(ABG)
	D101	VD631600	DIODE 1SS133,176,HSS104
	D102	VD631600	DIODE 1SS133,176,HSS104
	D103	VD631600	DIODE 1SS133,176,HSS104
	D104	VD631600	DIODE 1SS133,176,HSS104
	D105	VD631600	DIODE 1SS133,176,HSS104
	D106	VD631600	DIODE 1SS133,176,HSS104
	D107	VN008700	DIODE 1SS270A
	D108	VN008700	DIODE 1SS270A
	D109	VD631600	DIODE 1SS133,176,HSS104
	D110	VD631600	DIODE 1SS133,176,HSS104
	D111	VD631600	DIODE 1SS133,176,HSS104
	D112	VD631600	DIODE 1SS133,176,HSS104
	D113	VD631600	DIODE 1SS133,176,HSS104
	D114	VD631600	DIODE 1SS133,176,HSS104
	D115	VD631600	DIODE 1SS133,176,HSS104
	D116	VU264100	DIODE 1SR139-400
	D117	VU264100	DIODE 1SR139-400
	D118	VU264100	DIODE 1SR139-400
	D119	VU264100	DIODE 1SR139-400
	D120	VM702000	DIODE.BRG S5VB20 3.5A 200V
	D121	VG441000	DIODE.ZENR MTZJ16A 16V
	D122	VG441000	DIODE.ZENR MTZJ16A 16V
	D123	VD631600	DIODE 1SS133,176,HSS104

△
△
△
△
△

* New Parts

MAIN P.C.B.

Schm Ref.	PART NO.	Description			Schm Ref.	PART NO.	Description	
	D124	VG440300	DIODE.ZENR	MTZJ12C 12V(R)	△	Q131	VP872600	TR 2SA1708 S,T
	D125	VU264100	DIODE	1SR139-400		Q132	VK432900	TR 2SD1915F S,T
	D126	VN008700	DIODE	1SS270A		Q133	VK432900	TR 2SD1915F S,T
	D127	VG436700	DIODE.ZENR	MTZJ4.3A 4.3V		Q134	VP883100	TR 2SC1890A D,E
△	F101	KB000690	FUSE	T2.5A 250V(ABG)		Q135	VF325300	TR.DGT DTA123ESTP
△	F101	VP909900	FUSE	T7.0A 125V(UCR)		Q136	VF325300	TR.DGT DTA123ESTP
△	F102	KB002980	FUSE	T2.5A 250V(G)		Q138	VF331200	TR.DGT DTC124ES
△	F103	KB000690	FUSE	T2.5A 250V(R)		Q139	VP872600	TR 2SA1708 S,T
△	FR101	VK188200	R.FUS	220Ω 1/4W		Q140	VP768300	TR 2SC4466 O,P,Y(R)
△	FR102	VK188200	R.FUS	220Ω 1/4W		Q141	iC1815C0	TR 2SC1815 Y(R)
	JK102	VJ726800	JACK.MNI		△	R111	VY689500	R.WW 0.22Ω 3W
△	JK103	VT915000	OUTLET.AC	2P(A)	△	R112	VY689500	R.WW 0.22Ω 3W
△	JK103	VU543300	OUTLET.AC	1P(B)	△	R125	HL315100	R.MTL.OXD 100Ω 1W
△	JK103	VV118800	OUTLET.AC	3P(UCR)	△	R126	HL315100	R.MTL.OXD 100Ω 1W
△	* JK103	VV119000	OUTLET.AC	3P(G)	△	R127	HL315100	R.MTL.OXD 100Ω 1W
	L101	VR906600	COIL	0.95uH	△	R128	HL315100	R.MTL.OXD 100Ω 1W
	L102	VR906600	COIL	0.95uH	△	R129	HV456270	R.CAR.FP 2.7KΩ 1/4W
	Q101	VK432900	TR	2SD1915F S,T	△	R130	HV456270	R.CAR.FP 2.7KΩ 1/4W
	Q102	VK432900	TR	2SD1915F S,T	△	R131	HV455820	R.CAR.FP 820Ω 1/4W
	Q103	iA097000	TR	2SA970 GR,BL	△	R132	HV455820	R.CAR.FP 820Ω 1/4W
	Q104	iA097000	TR	2SA970 GR,BL		R133	HV455270	R.CAR.FP 270Ω 1/4W
	Q105	iA097000	TR	2SA970 GR,BL		R134	HV455270	R.CAR.FP 270Ω 1/4W
	Q106	iA097000	TR	2SA970 GR,BL	△	R135	VY689500	R.WW 0.22Ω 3W
	Q107	iC1815C0	TR	2SC1815 Y	△	R136	VY689500	R.WW 0.22Ω 3W
	Q108	iC1815C0	TR	2SC1815 Y	△	R143	HL314100	R.MTL.OXD 10Ω 1W
	Q109	iC1815C0	TR	2SC1815 Y	△	R144	HL314100	R.MTL.OXD 10Ω 1W
	Q110	iC1815C0	TR	2SC1815 Y		R145	HV453470	R.CAR.FP 4.7Ω 1/4W
△	Q111	VE198700	TR	2SA1145 O,Y		R146	HV453470	R.CAR.FP 4.7Ω 1/4W
△	Q112	VE198700	TR	2SA1145 O,Y	△	R151	HL314470	R.MTL.OXD 47Ω 1W
△	Q113	iA101521	TR	2SA1015 Y	△	R152	HL314470	R.MTL.OXD 47Ω 1W
△	Q114	iA101521	TR	2SA1015 Y	△	R154	HL315680	R.MTL.OXD 680Ω 1W
△	Q115	VE198800	TR	2SC2705 O,Y	△	R167	HL315680	R.MTL.OXD 680Ω 1W
△	Q116	VE198800	TR	2SC2705 O,Y	△	R168	HL315680	R.MTL.OXD 680Ω 1W
△	Q117	VK432900	TR	2SD1915F S,T	△	R171	HV453100	R.CAR.FP 1Ω 1/4W
△	Q118	VK432900	TR	2SD1915F S,T	△	R172	HV453100	R.CAR.FP 1Ω 1/4W
△	Q119A	iX603580	TR	2SA1358		R175	HV455680	R.CAR.FP 680Ω 1/4W
△	Q119C	iX603590	TR	2SC3421		R176	HV455680	R.CAR.FP 680Ω 1/4W
△	Q120A	iX603580	TR	2SA1358	△	R177	HL315680	R.MTL.OXD 680Ω 1W
△	Q120C	iX603590	TR	2SC3421	△	R178	HL315680	R.MTL.OXD 680Ω 1W
△ #	Q121A	iX615750	TR	2SA1694 O,P,Y		R181	HL314100	R.MTL.OXD 10Ω 1W
△ #	Q121C	iX615760	TR	2SC4467 O,P,Y		R187	VP939700	R.MTL.FLM 4.7Ω 1W
△ #	Q122A	iX615750	TR	2SA1694 O,P,Y		R188	VP939700	R.MTL.FLM 4.7Ω 1W
△ #	Q122C	iX615760	TR	2SC4467 O,P,Y		R189	VP939700	R.MTL.FLM 4.7Ω 1W
△ #	Q123A	iX615750	TR	2SA1694 O,P,Y		R190	VP939700	R.MTL.FLM 4.7Ω 1W
△ #	Q123C	iX615760	TR	2SC4467 O,P,Y		R191	VP939700	R.MTL.FLM 4.7Ω 1W
△ #	Q124A	iX615750	TR	2SA1694 O,P,Y		R192	VP939700	R.MTL.FLM 4.7Ω 1W
△ #	Q124C	iX615760	TR	2SC4467 O,P,Y		R193	VP939700	R.MTL.FLM 4.7Ω 1W
△	Q125	VP883000	TR	2SA893A D,E		R194	VP939700	R.MTL.FLM 4.7Ω 1W
△	Q126	VP883000	TR	2SA893A D,E	△	R197	HL315560	R.MTL.OXD 560Ω 1W
	Q127	VP883100	TR	2SC1890A D,E	△	R198	HL315560	R.MTL.OXD 560Ω 1W
	Q128	VP883100	TR	2SC1890A D,E		R207	VP939700	R.MTL.FLM 4.7Ω 1W(ABG)
	Q129	VP883000	TR	2SA893A D,E		R208	VP939700	R.MTL.FLM 4.7Ω 1W(ABG)
△	Q130	VP872700	TR	2SC4488 S,T	△	R209	VY689500	R.WW 0.22Ω 3W

* New Parts

* New Parts

MAIN P.C.B. & FUNCTION P. C. B.

Schm Ref.	PART NO.	Description	
△	R210	VY689500	R.WW 0.22Ω 3W
△	R213	VY689500	R.WW 0.22Ω 3W
△	R214	VY689500	R.WW 0.22Ω 3W
△	RY101	VY868200	RELAY DC DH24D2-OT/M-S
△	RY102	VK438300	RELAY DH24D2-OT/M2
△	RY103	VU566700	RELAY DG24D2-OS/M
△	RY104	VU398500	RELAY DCLK1AF12V(UCABG)
△	RY104	VY735300	RELAY DC G5P-1(R)
	SW101	VV523800	SW.SLIDE SL13B-022-BMC1
△	SW102	VA961800	VOLT.SELCT ESE-37247-F(R)
△	T101	XC082A00	TRANS.PWR (R)
△	T101	XQ485B00	TRANS.PWR (UC)
△	T101	XQ486B00	TRANS.PWR (ABG)
	TE101	VF018400	TERM.SP 4P(UCRA)
	TE101	VY696400	TERM.SP 4P CJ9041-06-(BG)
*	TE102	VV247600	TERM.SP 2P
*	TE103	VV247600	TERM.SP 2P
		BB071360	SCR.TERM 8.3x13
		BB070700	GND.MTL
*		VY672600	PLATE.GND SP(ABG)
*	VY648000	P.C.B.	FUNCTION(UC)
*	VY648100	P.C.B.	FUNCTION(RABG)
	CB301	Vi878900	CN.BS.PIN 11P
	CB302	VK025500	CN.BS.PIN 11P
	CB303	Vi878600	CN.BS.PIN 8P
	CB304	VK025200	CN.BS.PIN 8P
	CB305	Vi878500	CN.BS.PIN 7P
	CB306	Vi878500	CN.BS.PIN 7P
	CB307	Vi878500	CN.BS.PIN 7P
	CB308	VK025100	CN.BS.PIN 7P
	CB309	VK026600	CN.BS.PIN 7P
	CB310	VB858700	CN.BS.PIN 8P
	CB312	LB919070	CN.BS.PIN 7P
	CB314	VB858200	CN.BS.PIN 3P
	CB315	VB858100	CN.BS.PIN 2P
	CB316	Vi878100	CN.BS.PIN 3P
	CB317	Vi878100	CN.BS.PIN 3P
	C303	Vi716700	C.MYLAR 0.01uF 50V
	C304	Vi716700	C.MYLAR 0.01uF 50V
	C305	VG290300	C.EL 0.47uF 50V
	C306	VG290300	C.EL 0.47uF 50V
	C307	VQ462600	C.MYLAR 220pF 50V
	C308	VQ462600	C.MYLAR 220pF 50V
	C309	UA652100	C.MYLAR 100pF 50V(RABG)
	C310	UA652100	C.MYLAR 100pF 50V(RABG)
	C311	UA653330	C.MYLAR 3300pF 50V
	C312	UA653330	C.MYLAR 3300pF 50V
	C313	Vi460900	C.EL 2200uF 6.3V
	C314	Vi460900	C.EL 2200uF 6.3V
	C315	UA654330	C.MYLAR 0.033uF 50V

* New Parts

Schm Ref.	PART NO.	Description	
	C316	UA654330	C.MYLAR 0.033uF 50V
	C317	UA653910	C.MYLAR 9100pF 50V
	C318	UA653910	C.MYLAR 9100pF 50V
	C319	VG290900	C.EL 10uF 50V
	C320	VG290900	C.EL 10uF 50V
	C321	Vi715900	C.MYLAR 2200pF 50V
	C322	Vi715900	C.MYLAR 2200pF 50V
	C323	VG287800	C.EL 330uF 16V
	C324	VG287800	C.EL 330uF 16V
	C325	VG291000	C.EL 22uF 50V
	C326	UA655100	C.MYLAR 0.1uF 50V
	C327	VK533900	C.PP 100pF 200V
	C328	VK533900	C.PP 100pF 200V
	C329	VQ645600	C.MYLAR 100pF 50V
	C330	VQ645600	C.MYLAR 100pF 50V
	C331	VQ645600	C.MYLAR 100pF 50V
	C332	VQ645600	C.MYLAR 100pF 50V
	C333	Vi715100	C.MYLAR 470pF 50V
	C334	Vi715100	C.MYLAR 470pF 50V
	C335	VG278400	C.CE.TUBLR 220pF 50V
	C336	VG278400	C.CE.TUBLR 220pF 50V
	C337	VG278400	C.CE.TUBLR 220pF 50V
	C338	VG278400	C.CE.TUBLR 220pF 50V
	C339	VQ645600	C.MYLAR 100pF 50V
	C340	VQ645600	C.MYLAR 100pF 50V
	C341	VF466800	C.CE.TUBLR 100pF 50V
	C342	VF466800	C.CE.TUBLR 100pF 50V
	C343	VG722100	C.EL 1uF 50V
	C344	UA655100	C.MYLAR 0.1uF 50V
	C345	VK533800	C.PP 47pF 200V
	C346	VK533800	C.PP 47pF 200V
	C347	VF466800	C.CE.TUBLR 100pF 50V
	C348	VF466800	C.CE.TUBLR 100pF 50V
	C349	FU451470	C.MICA 47pF 500V
	C350	FU451470	C.MICA 47pF 500V
	C351	VF466800	C.CE.TUBLR 100pF 50V
	C352	VF466800	C.CE.TUBLR 100pF 50V
	C353	UA655100	C.MYLAR 0.1uF 50V
	C354	Vi716700	C.MYLAR 0.01uF 50V(RABG)
	C355	VK533800	C.PP 47pF 200V
	C356	VK533800	C.PP 47pF 200V
	C357	Vi377400	C.EL 4.7uF 63V
	C358	Vi377400	C.EL 4.7uF 63V
	C359	VG287100	C.EL 470uF 10V
	C360	VG287100	C.EL 470uF 10V
	C361	Vi377400	C.EL 4.7uF 63V
	C362	Vi377400	C.EL 4.7uF 63V
	C363	UA653220	C.MYLAR 2200pF 50V
	C364	UA653220	C.MYLAR 2200pF 50V
	C365	VG288000	C.EL 1000uF 16V
	C366	VG288000	C.EL 1000uF 16V
	C367	UA653220	C.MYLAR 2200pF 50V
	C368	UA653220	C.MYLAR 2200pF 50V

* New Parts

FUNCTION P.C.B.

Schm Ref.	PART NO.	Description		
C369	VG290900	C.EL	10uF	50V
C370	VG290900	C.EL	10uF	50V
C371	VG286400	C.EL	330uF	6.3V
C372	VG286400	C.EL	330uF	6.3V
C373	VG288900	C.EL	100uF	25V
C374	VG288900	C.EL	100uF	25V
C375	UA654560	C.MYLAR	0.056uF	50V
C376	UA654560	C.MYLAR	0.056uF	50V
C377	VG278900	C.CE.TUBLR	680pF	50V
C378	VG278900	C.CE.TUBLR	680pF	50V
C379	UA654470	C.MYLAR	0.047uF	50V
C380	UA654470	C.MYLAR	0.047uF	50V
C381	UA654680	C.MYLAR	0.068uF	50V
C382	UA654680	C.MYLAR	0.068uF	50V
C383	UA654680	C.MYLAR	0.068uF	50V
C384	UA654680	C.MYLAR	0.068uF	50V
C385	VG290300	C.EL	0.47uF	50V
C386	VG290300	C.EL	0.47uF	50V
C387	VG278400	C.CE.TUBLR	220pF	50V
C388	VG278400	C.CE.TUBLR	220pF	50V
C389	Vi377400	C.EL	4.7uF	63V
C390	Vi377400	C.EL	4.7uF	63V
C391	VF466700	C.CE.TUBLR	47pF	50V
C392	VF466700	C.CE.TUBLR	47pF	50V
C393	VG291200	C.EL	47uF	50V
C394	VG291200	C.EL	47uF	50V
C395	UA655120	C.MYLAR	0.12uF	50V
C396	UA655120	C.MYLAR	0.12uF	50V
C399	UA654330	C.MYLAR	0.033uF	50V
C400	UA654330	C.MYLAR	0.033uF	50V
C401	VG288900	C.EL	100uF	25V
C402	VG288900	C.EL	100uF	25V
C403	UA654100	C.MYLAR	0.01uF	50V(RABG)
C404	UA654100	C.MYLAR	0.01uF	50V(RABG)
C405	VF760000	C.EL	100uF	10V
C406	VF760000	C.EL	100uF	10V
C407	VG290900	C.EL	10uF	50V
C408	VG290900	C.EL	10uF	50V
C409	VG287100	C.EL	470uF	10V
C410	VG291200	C.EL	47uF	50V
C411	VT180400	C.EL	4700uF	5.5V
C412	VH053100	C.CE.TUBLR	0.1uF	50V
C413	VG290900	C.EL	10uF	50V
C414	VG290500	C.EL	1uF	50V
C415	VH053100	C.CE.TUBLR	0.1uF	50V
C416	VG289100	C.EL	330uF	25V
C417	VH053100	C.CE.TUBLR	0.1uF	50V
C418	VG291200	C.EL	47uF	50V
C420	UM049220	C.EL	2200uF	16V
C421	UM049220	C.EL	2200uF	16V
* C423	VQ083100	C.EL	100uF	16V
* C424	VQ083100	C.EL	100uF	16V
C425	VE021900	C.EL	4.7uF	100V

* New Parts

Schm Ref.	PART NO.	Description		
C426	VE021900	C.EL	4.7uF	100V
C430	Vi377400	C.EL	4.7uF	63V
C431	UA655120	C.MYLAR	0.12uF	50V
C432	UA655120	C.MYLAR	0.12uF	50V
C433	UA655100	C.MYLAR	0.1uF	50V
C434	VH053100	C.CE.TUBLR	0.1uF	50V
C435	VF467100	C.CE.TUBLR	4700pF	16V
C436	VF467100	C.CE.TUBLR	4700pF	16V
D301	VD631600	DIODE	1SS133,176,HSS104	
D302	VD631600	DIODE	1SS133,176,HSS104	
D303	VG437800	DIODE.ZENR	MTZJ5.6C	5.6V
D304	VG435800	DIODE.ZENR	MTZJ3.0A	3.0V
D305	VG437000	DIODE.ZENR	MTZJ4.7A	4.7V
D306	VD631600	DIODE	1SS133,176,HSS104	
D307	VD631600	DIODE	1SS133,176,HSS104	
D308	VD631600	DIODE	1SS133,176,HSS104	
D309	VD631600	DIODE	1SS133,176,HSS104	
D310	VG438100	DIODE.ZENR	MTZJ6.2C	6.2V
D311	VD631600	DIODE	1SS133,176,HSS104	
D312	VD631600	DIODE	1SS133,176,HSS104	
D313	VG437800	DIODE.ZENR	MTZJ5.6C	5.6V
D314	VD631600	DIODE	1SS133,176,HSS104	
D315	VD631600	DIODE	1SS133,176,HSS104	
D316	VR711500	LED(or)	SLR-325DC	
D317	VR711500	LED(or)	SLR-325DC	
D318	VR711500	LED(or)	SLR-325DC	
D319	VD631600	DIODE	1SS133,176,HSS104	
D320	VD631600	DIODE	1SS133,176,(RABG)	
D321	VD631600	DIODE	1SS133,176,(RABG)	
D322	VS132300	LED(re)	SLR-325VCT31	
IC301	XB247301	IC	uPC4570HA	
IC302	XQ212A00	IC	NJM4558LD	
IC305	XM356A00	IC	NJM2068LD	
IC306	XM356A00	IC	NJM2068LD	
IC307	XF557A00	IC	TA7291S	
IC308	XF557A00	IC	TA7291S	
* IC309	XS966A00	IC	LC6520H-4J33 CPU	
JK301	VS899700	JACK.PHONE	JY-6317-02-030	
L301	VF541100	COIL	15uH(RABG)	
L302	VF541100	COIL	15uH(RABG)	
L303	VB056900	COIL	220uH(RABG)	
L304	VB056900	COIL	220uH(RABG)	
L305	Vi543300	COIL	1.0uH	
* PJ301	VV377000	JACK.PIN	2P	
* PJ302	VV248000	JACK.PIN	2P	
PJ303	VV306900	JACK.PIN	4P	
PJ304	VV306900	JACK.PIN	4P	
PJ305	VV306900	JACK.PIN	4P	
PJ306	VV306900	JACK.PIN	4P	
Q301	iA097000	TR	2SA970 GR,BL	
Q302	iA097000	TR	2SA970 GR,BL	
Q303	iA097000	TR	2SA970 GR,BL	
Q304	iA097000	TR	2SA970 GR,BL	

* New Parts

FUNCTION P.C.B.

Schm Ref.	PART NO.	Description	
Q305	VK432900	TR	2SD1915F S,T
Q306	VK432900	TR	2SD1915F S,T
Q307	VK432900	TR	2SD1915F S,T
Q308	VK432900	TR	2SD1915F S,T
Q309	VG721700	TR.DGT	DTA144ES
Q310	VD678700	TR.DGT	DTC114ES
Q311	VD678700	TR.DGT	DTC114ES
Q312	VD678700	TR.DGT	DTC114ES
Q313	iC174020	TR	2SC1740S R,S
Q314	VG721700	TR.DGT	DTA144ES
Q315	iA093320	TR	2SA933S Q,R
Q316	VP883100	TR	2SC1890A D,E
Q317	VG721700	TR.DGT	DTA144ES
Q318	iC174020	TR	2SC1740S R,S
Q319	VG722000	TR.DGT	DTC144ES
Q320	iA093320	TR	2SA933S Q,R
Q321	VP883100	TR	2SC1890A D,E
Q322	iC224030	TR	2SC2240 GR,BL
Q323	iC174020	TR	2SC1740S R,S
Q324	iC174020	TR	2SC1740S R,S
Q325	iA093320	TR	2SA933S Q,R
Q326	iA093320	TR	2SA933S Q,R
Q327	iA093320	TR	2SA933S Q,R
Q328	iA093320	TR	2SA933S Q,R
Q329	iC174020	TR	2SC1740S R,S
Q330	iC174020	TR	2SC1740S R,S
Q333	iC174020	TR	2SC1740S R,S
Q334	iC174020	TR	2SC1740S R,S
Q335	iA093320	TR	2SA933S Q,R
Q336	iA093320	TR	2SA933S Q,R
Q337	VP883100	TR	2SC1890A D,E
R358	HL315100	R.MTL.OXD	100Ω 1W
R359	HL315100	R.MTL.OXD	100Ω 1W
R478	HV453470	R.CAR.FP	4.7Ω 1/4W
SW301	VK333500	SW.PUSH	SPUN19
SW302	VS892300	SW.RT	SRBAA46
SW303	VT021200	SW.RT	RS003-A046BHN-20F4
* SW304	VV399900	SW.PUSH	SPUN12
* SW305	VV399800	SW.PUSH	SPUN12
SW306	VJ850300	SW.PUSH	PSEOYP-CF2KX
* SW307	VV496200	SW.PUSH	PS-9A2-022-18A(UC)
* SW307	VV496300	SW.PUSH	PS-9A2-022-(RABG)
SW308	VV523900	SW.PUSH	PBS-YM-001
U301	VU591000	L.DTCT	GP1U271X
* VR301	VV856800	VR.MTR	A200KΩ
VR302	VP700700	VR	A100KΩ
VR303	VP742000	VR	MN100KΩ
VR304	VP741800	VR	B20KΩ
VR305	VP741900	VR	G25KΩ
XL301	VE906000	RSNR.CE	4MHz
	VJ828000	PIN	IMSA-6024-03E
	BB071360	SCR.TERM	8.3x13
	AA626100	PLATE	25

* New Parts

AX-892

MAIN P.C.B.

Schm Ref.	PART NO.	Description	
*	VY651600	P.C.B.	MAIN(R)
*	VY651700	P.C.B.	MAIN(G)
CB101	Vi878500	CN.BS.PIN	7P
CB102	VB858200	CN.BS.PIN	3P
CB103	VS839400	CN.BS.PIN	4P
CB104	VS839500	CN	4P
CB105	VG879900	CN.BS.PIN	2P
CB106	VQ585000	CN.BS.PIN	8P
CB107	VQ585000	CN.BS.PIN	8P
CB108	LA002110	TERM.WRAP	2P
CB109	LA002110	TERM.WRAP	2P
CB110	LA002110	TERM.WRAP	2P
CB111	VP206500	HOLDER.FUS	EYF-52BC
CB112	VP206500	HOLDER.FUS	EYF-52BC
CB113	VP206500	HOLDER.FUS	EYF-52BC(G)
CB114	VP206500	HOLDER.FUS	EYF-52BC(G)
CB115	VP206500	HOLDER.FUS	EYF-52BC(R)
CB116	VP206500	HOLDER.FUS	EYF-52BC(R)
C101	VE742700	C.EL	10uF 50V
C102	VE742700	C.EL	10uF 50V
C103	VK533800	C.PP	47pF 200V
C104	VK533800	C.PP	47pF 200V
C105	VP917800	C.PP	1000pF 100V
C106	VP917800	C.PP	1000pF 100V
C107	VG291400	C.EL	220uF 50V
C108	VG291400	C.EL	220uF 50V
C109	FU351220	C.MICA	22pF 500V
C110	FU351220	C.MICA	22pF 500V
C111	VK533900	C.PP	100pF 200V
C112	VK533900	C.PP	100pF 200V
C113	VK533900	C.PP	100pF 200V
C114	VK533900	C.PP	100pF 200V
C115	VE742600	C.EL	47uF 25V
C116	VE742600	C.EL	47uF 25V
C117	VP918300	C.PP	0.022uF 100V
C118	VP918300	C.PP	0.022uF 100V
C119	Vi716700	C.MYLAR	0.01uF 50V(G)
C120	Vi716700	C.MYLAR	0.01uF 50V(G)
C123	VK534100	C.PP	0.01uF 100V(G)
C124	VK534100	C.PP	0.01uF 100V(G)
C125	Vi377400	C.EL	4.7uF 63V
C126	UJ895220	C.EL	0.22uF 100V
C128	VK534000	C.PP	220pF 200V
C130	VY804700	C.EL	1000uF 63V
C131	VY804700	C.EL	1000uF 63V
C132	VG287800	C.EL	330uF 16V
C133	VG287800	C.EL	330uF 16V
C134	VG291200	C.EL	47uF 50V
C135	VG291200	C.EL	47uF 50V
C136	VG286900	C.EL	220uF 10V
* C137	VQ083100	C.EL	100uF 16V
C138	VJ839000	C.EL	0.47uF 50V
C139	VG289400	C.EL	3300uF 25V

* New Parts

Schm Ref.	PART NO.	Description	
C140	VG289400	C.EL	3300uF 25V
* C141	VU594100	C.EL	18000uF 63V
* C142	VU594100	C.EL	18000uF 63V
C143	VR325400	C.MYLAR	0.1uF 100V
C144	VR325400	C.MYLAR	0.1uF 100V
C145	Vi716700	C.MYLAR	0.01uF 50V(G)
C146	Vi716700	C.MYLAR	0.01uF 50V(G)
C147	Vi716700	C.MYLAR	0.01uF 50V(G)
C148	Vi716700	C.MYLAR	0.01uF 50V(G)
C149	VG290900	C.EL	10uF 50V(R)
C150	VG290900	C.EL	10uF 50V(R)
C151	UJ778220	C.EL	220uF 63V(R)
C151	VG289100	C.EL	330uF 25V(G)
C152	Vi715500	C.MYLAR	1000pF 50V(G)
C152	VQ079600	C.MYLAR	1000pF 100V(R)
C153	VG744000	C.MYLAR.ML	0.15uF 50V
C154	VG744000	C.MYLAR.ML	0.15uF 50V
C155	VZ001900	C.MYLAR	0.0820uF 50V
C156	VZ001900	C.MYLAR	0.0820uF 50V
C157	VS741700	C.CE.SAFTY	0.01uF 275V
C158	FG213100	C.CE	1000pF 50V
C159	VK534100	C.PP	0.01uF 100V
C160	UA655100	C.MYLAR	0.1uF 50V
C161	UA655100	C.MYLAR	0.1uF 50V
C162	Vi716700	C.MYLAR	0.01uF 50V(G)
C163	Vi716700	C.MYLAR	0.01uF 50V(G)
C164	VK533900	C.PP	100pF 200V
C165	VK533900	C.PP	100pF 200V
C166	VK534000	C.PP	220pF 200V
C167	VK534000	C.PP	220pF 200V
D101	VD631600	DIODE	1SS133,176,HSS104
D102	VD631600	DIODE	1SS133,176,HSS104
D103	VD631600	DIODE	1SS133,176,HSS104
D104	VD631600	DIODE	1SS133,176,HSS104
D105	VD631600	DIODE	1SS133,176,HSS104
D106	VD631600	DIODE	1SS133,176,HSS104
D107	VN008700	DIODE	1SS270A
D108	VN008700	DIODE	1SS270A
D109	VD631600	DIODE	1SS133,176,HSS104
D110	VD631600	DIODE	1SS133,176,HSS104
D111	VD631600	DIODE	1SS133,176,HSS104
D112	VD631600	DIODE	1SS133,176,HSS104
D113	VD631600	DIODE	1SS133,176,HSS104
D114	VD631600	DIODE	1SS133,176,HSS104
D115	VD631600	DIODE	1SS133,176,HSS104
△ D116	VU264100	DIODE	1SR139-400
△ D117	VU264100	DIODE	1SR139-400
△ D118	VU264100	DIODE	1SR139-400
△ D119	VU264100	DIODE	1SR139-400
D120	VM702000	DIODE.BRG	S5VB20 3.5A 200V
D121	VG441000	DIODE.ZENR	MTZJ16A 16V
D122	VG441000	DIODE.ZENR	MTZJ16A 16V
D123	VD631600	DIODE	1SS133,176,HSS104

* New Parts

MAIN P.C.B.

Schm Ref.	PART NO.	Description
D124	VG440300	DIODE.ZENR MTZJ12C 12V(R)
D125	VU264100	DIODE 1SR139-400
D126	VN008700	DIODE 1SS270A
D127	VG436700	DIODE.ZENR MTZJ4.3A 4.3V
△ F101	KB000760	FUSE T3.15A 250V(G)
△ F101	VS823300	FUSE T8.0A 125V(R)
△ F102	KB002980	FUSE T2.5A 250V(G)
△ F103	KB000760	FUSE T3.15A 250V(R)
△ FR101	VK188200	R.FUS 220É ∂ 1/4W
△ FR102	VK188200	R.FUS 220É ∂ 1/4W
JK102	VJ726800	JACK.MNI
△ JK103	VV118800	OUTLET.AC 3P(R)
△ * JK103	VV119000	OUTLET.AC 3P(G)
L101	VR906600	COIL 0.95uH
L102	VR906600	COIL 0.95uH
Q101	VK432900	TR 2SD1915F S,T
Q102	VK432900	TR 2SD1915F S,T
Q103	iA097000	TR 2SA970 GR,BL
Q104	iA097000	TR 2SA970 GR,BL
Q105	iA097000	TR 2SA970 GR,BL
Q106	iA097000	TR 2SA970 GR,BL
Q107	iC1815C0	TR 2SC1815 Y
Q108	iC1815C0	TR 2SC1815 Y
Q109	iC1815C0	TR 2SC1815 Y
Q110	iC1815C0	TR 2SC1815 Y
△ Q111	VE198700	TR 2SA1145 O,Y
△ Q112	VE198700	TR 2SA1145 O,Y
△ Q113	iA101521	TR 2SA1015 Y
△ Q114	iA101521	TR 2SA1015 Y
△ Q115	VE198800	TR 2SC2705 O,Y
△ Q116	VE198800	TR 2SC2705 O,Y
△ Q117	VK432900	TR 2SD1915F S,T
△ Q118	VK432900	TR 2SD1915F S,T
△ Q119A	iX603580	TR 2SA1358
△ Q119C	iX603590	TR 2SC3421
△ Q120A	iX603580	TR 2SA1358
△ Q120C	iX603590	TR 2SC3421
△ # Q121A	iX630850	TR 2SA1695 O,P,Y
△ # Q121C	iX630860	TR 2SC4468 O,P,Y
△ # Q122A	iX630850	TR 2SA1695 O,P,Y
△ # Q122C	iX630860	TR 2SC4468 O,P,Y
△ # Q123A	iX630850	TR 2SA1695 O,P,Y
△ # Q123C	iX630860	TR 2SC4468 O,P,Y
△ # Q124A	iX630850	TR 2SA1695 O,P,Y
△ # Q124C	iX630860	TR 2SC4468 O,P,Y
△ Q125	VP883000	TR 2SA893A D,E
△ Q126	VP883000	TR 2SA893A D,E
Q127	VP883100	TR 2SC1890A D,E
Q128	VP883100	TR 2SC1890A D,E
Q129	VP883000	TR 2SA893A D,E
△ Q130	VP872700	TR 2SC4488 S,T
△ Q131	VP872600	TR 2SA1708 S,T
Q132	VK432900	TR 2SD1915F S,T

* New Parts

Schm Ref.	PART NO.	Description
Q133	VK432900	TR 2SD1915F S,T
Q134	VP883100	TR 2SC1890A D,E
Q135	VF325300	TR.DGT DTA123ESTP
Q136	VF325300	TR.DGT DTA123ESTP
Q137	VF325300	TR.DGT DTA123ESTP
Q138	VF331200	TR.DGT DTC124ES
Q139	VP872600	TR 2SA1708 S,T
Q140	VP768300	TR 2SC4466 O,P,Y(R)
Q141	iC1815C0	TR 2SC1815 Y(R)
△ R111	VY689500	R.WW 0.22Ω 3W
△ R112	VY689500	R.WW 0.22Ω 3W
△ R125	HL315100	R.MTL.OXD 100Ω 1W
△ R126	HL315100	R.MTL.OXD 100Ω 1W
△ R127	HL315100	R.MTL.OXD 100Ω 1W
△ R128	HL315100	R.MTL.OXD 100Ω 1W
△ R129	HV456270	R.CAR.FP 2.7KΩ 1/4W
△ R130	HV456270	R.CAR.FP 2.7KΩ 1/4W
△ R131	HV455820	R.CAR.FP 820Ω 1/4W
△ R132	HV455820	R.CAR.FP 820Ω 1/4W
R133	HV455270	R.CAR.FP 270Ω 1/4W
R134	HV455270	R.CAR.FP 270Ω 1/4W
△ R135	VY689500	R.WW 0.22Ω 3W
△ R136	VY689500	R.WW 0.22Ω 3W
△ R143	HL314100	R.MTL.OXD 10Ω 1W
△ R144	HL314100	R.MTL.OXD 10Ω 1W
R145	HV453470	R.CAR.FP 4.7Ω 1/4W
R146	HV453470	R.CAR.FP 4.7Ω 1/4W
△ R151	HL314470	R.MTL.OXD 47Ω 1W
△ R152	HL314470	R.MTL.OXD 47Ω 1W
△ R154	HL315680	R.MTL.OXD 680Ω 1W
△ R167	HL315680	R.MTL.OXD 680Ω 1W
△ R168	HL315680	R.MTL.OXD 680Ω 1W
△ R171	HV453100	R.CAR.FP 1Ω 1/4W
△ R172	HV453100	R.CAR.FP 1Ω 1/4W
R175	HV455680	R.CAR.FP 680Ω 1/4W
R176	HV455680	R.CAR.FP 680Ω 1/4W
△ R177	HL315680	R.MTL.OXD 680Ω 1W
△ R178	HL315680	R.MTL.OXD 680Ω 1W
R181	HL314100	R.MTL.OXD 10Ω 1W
R187	VP939700	R.MTL.FLM 4.7Ω 1W
R188	VP939700	R.MTL.FLM 4.7Ω 1W
R189	VP939700	R.MTL.FLM 4.7Ω 1W
R190	VP939700	R.MTL.FLM 4.7Ω 1W
R191	VP939700	R.MTL.FLM 4.7Ω 1W
R192	VP939700	R.MTL.FLM 4.7Ω 1W
R193	VP939700	R.MTL.FLM 4.7Ω 1W
R194	VP939700	R.MTL.FLM 4.7Ω 1W
△ R197	HL315560	R.MTL.OXD 560Ω 1W
△ R198	HL315560	R.MTL.OXD 560Ω 1W
R207	VP939700	R.MTL.FLM 4.7Ω 1W(G)
R208	VP939700	R.MTL.FLM 4.7Ω 1W(G)
R209	VY689500	R.WW 0.22Ω 3W
△ R210	VY689500	R.WW 0.22Ω 3W

* New Parts

AX-892

MAIN P.C.B. & FUNCTION P. C. B.

Schm Ref.	PART NO.	Description	
△	R213	VY689500	R.WW 0.22Ω 3W
△	R214	VY689500	R.WW 0.22Ω 3W
△	RY101	VY868200	RELAY DC DH24D2-OT(M)-S
△	RY102	VK438300	RELAY DH24D2-OT/M2
△	RY103	VU566700	RELAY DG24D2-OS/M
△	RY104	VU398500	RELAY DC LK1AF-12V(G)
△	RY104	VY735300	RELAY DC G5P-1(R)
△	SW101	VV523800	SW.SLIDE SL13B-022-BMC1
△	SW102	VA961800	VOLT.SELCT ESE-37247-F(R)
△	T101	XC082A00	TRANS.PWR (R)
△	T101	XQ486B00	TRANS.PWR (G)
*	TE102	VV247600	TERM.SP 2P
*	TE103	VV247600	TERM.SP 2P
*	TE104	VV247600	TERM.SP 2P
*	TE105	VV247600	TERM.SP 2P
		BB071360	SCR.TERM 8.3x13
		BB070700	GND.MTL
*		VY672600	PLATE.GND SP(G)
*	VY651405	P.C.B.	FUNCTION(RG)
	CB301	Vi878900	CN.BS.PIN 11P
	CB302	VK025500	CN.BS.PIN 11P
	CB303	Vi878600	CN.BS.PIN 8P
	CB304	VK025200	CN.BS.PIN 8P
	CB305	Vi878500	CN.BS.PIN 7P
	CB306	Vi878500	CN.BS.PIN 7P
	CB307	Vi878500	CN.BS.PIN 7P
	CB308	VK025100	CN.BS.PIN 7P
	CB309	VK026600	CN.BS.PIN 7P
	CB310	VB858700	CN.BS.PIN 8P
	CB311	VD004700	CN.BS.PIN 4P
	CB312	LB919070	CN.BS.PIN 7P
	CB314	VB858200	CN.BS.PIN 3P
	CB315	VB858100	CN.BS.PIN 2P
	CB316	Vi878100	CN.BS.PIN 3P
	CB317	Vi878100	CN.BS.PIN 3P
	CB318	VD004500	CN.BS.PIN 2P
	C303	Vi716700	C.MYLAR 0.01uF 50V
	C304	Vi716700	C.MYLAR 0.01uF 50V
	C305	VG290300	C.EL 0.47uF 50V
	C306	VG290300	C.EL 0.47uF 50V
	C307	VQ462600	C.MYLAR 220pF 50V
	C308	VQ462600	C.MYLAR 220pF 50V
	C309	UA652100	C.MYLAR 100pF 50V
	C310	UA652100	C.MYLAR 100pF 50V
	C311	UA653330	C.MYLAR 3300pF 50V
	C312	UA653330	C.MYLAR 3300pF 50V
	C313	Vi460900	C.EL 2200uF 6.3V
	C314	Vi460900	C.EL 2200uF 6.3V
	C315	UA654330	C.MYLAR 0.033uF 50V
	C316	UA654330	C.MYLAR 0.033uF 50V

* New Parts

Schm Ref.	PART NO.	Description	
	C317	UA653910	C.MYLAR 9100pF 50V
	C318	UA653910	C.MYLAR 9100pF 50V
	C319	VG290900	C.EL 10uF 50V
	C320	VG290900	C.EL 10uF 50V
	C321	Vi715900	C.MYLAR 2200pF 50V
	C322	Vi715900	C.MYLAR 2200pF 50V
	C323	VG287800	C.EL 330uF 16V
	C324	VG287800	C.EL 330uF 16V
	C325	VG291000	C.EL 22uF 50V
	C326	UA655100	C.MYLAR 0.1uF 50V
	C327	VK533900	C.PP 100pF 200V
	C328	VK533900	C.PP 100pF 200V
	C329	VQ645600	C.MYLAR 100pF 50V
	C330	VQ645600	C.MYLAR 100pF 50V
	C331	VQ645600	C.MYLAR 100pF 50V
	C332	VQ645600	C.MYLAR 100pF 50V
	C333	Vi715100	C.MYLAR 470pF 50V
	C334	Vi715100	C.MYLAR 470pF 50V
	C335	VG278400	C.CE.TUBLR 220pF 50V
	C336	VG278400	C.CE.TUBLR 220pF 50V
	C337	VG278400	C.CE.TUBLR 220pF 50V
	C338	VG278400	C.CE.TUBLR 220pF 50V
	C339	VQ645600	C.MYLAR 100pF 50V
	C340	VQ645600	C.MYLAR 100pF 50V
	C341	VF466800	C.CE.TUBLR 100pF 50V
	C342	VF466800	C.CE.TUBLR 100pF 50V
	C343	VG722100	C.EL 1uF 50V
	C344	UA655100	C.MYLAR 0.1uF 50V
	C345	VK533800	C.PP 47pF 200V
	C346	VK533800	C.PP 47pF 200V
	C347	VF466800	C.CE.TUBLR 100pF 50V
	C348	VF466800	C.CE.TUBLR 100pF 50V
	C349	FU451470	C.MICA 47pF 500V
	C350	FU451470	C.MICA 47pF 500V
	C351	VF466800	C.CE.TUBLR 100pF 50V
	C352	VF466800	C.CE.TUBLR 100pF 50V
	C353	UA655100	C.MYLAR 0.1uF 50V
	C354	Vi716700	C.MYLAR 0.01uF 50V
	C355	VK533800	C.PP 47pF 200V
	C356	VK533800	C.PP 47pF 200V
	C357	Vi377400	C.EL 4.7uF 63V
	C358	Vi377400	C.EL 4.7uF 63V
	C359	VG287100	C.EL 470uF 10V
	C360	VG287100	C.EL 470uF 10V
	C361	Vi377400	C.EL 4.7uF 63V
	C362	Vi377400	C.EL 4.7uF 63V
	C363	UA653220	C.MYLAR 2200pF 50V
	C364	UA653220	C.MYLAR 2200pF 50V
	C365	VG288000	C.EL 1000uF 16V
	C366	VG288000	C.EL 1000uF 16V
	C367	UA653220	C.MYLAR 2200pF 50V
	C368	UA653220	C.MYLAR 2200pF 50V
	C369	VG290900	C.EL 10uF 50V

* New Parts

FUNCTION P.C.B.

Schm Ref.	PART NO.	Description
C370	VG290900	C.EL 10uF 50V
C371	VG286400	C.EL 330uF 6.3V
C372	VG286400	C.EL 330uF 6.3V
C373	VG288900	C.EL 100uF 25V
C374	VG288900	C.EL 100uF 25V
C375	UA654560	C.MYLAR 0.056uF 50V
C376	UA654560	C.MYLAR 0.056uF 50V
C377	VG278900	C.CE.TUBLR 680pF 50V
C378	VG278900	C.CE.TUBLR 680pF 50V
C379	UA654470	C.MYLAR 0.047uF 50V
C380	UA654470	C.MYLAR 0.047uF 50V
C381	UA654680	C.MYLAR 0.068uF 50V
C382	UA654680	C.MYLAR 0.068uF 50V
C383	UA654680	C.MYLAR 0.068uF 50V
C384	UA654680	C.MYLAR 0.068uF 50V
C385	VG290300	C.EL 0.47uF 50V
C386	VG290300	C.EL 0.47uF 50V
C387	VG278400	C.CE.TUBLR 220pF 50V
C388	VG278400	C.CE.TUBLR 220pF 50V
C389	Vi377400	C.EL 4.7uF 63V
C390	Vi377400	C.EL 4.7uF 63V
C391	VF466700	C.CE.TUBLR 47pF 50V
C392	VF466700	C.CE.TUBLR 47pF 50V
C393	VG291200	C.EL 47uF 50V
C394	VG291200	C.EL 47uF 50V
C395	UA655120	C.MYLAR 0.12uF 50V
C396	UA655120	C.MYLAR 0.12uF 50V
C399	UA654330	C.MYLAR 0.033uF 50V
C400	UA654330	C.MYLAR 0.033uF 50V
C401	VG288900	C.EL 100uF 25V
C402	VG288900	C.EL 100uF 25V
C403	UA654100	C.MYLAR 0.01uF 50V
C404	UA654100	C.MYLAR 0.01uF 50V
C405	VF760000	C.EL 100uF 10V
C406	VF760000	C.EL 100uF 10V
C407	VG290900	C.EL 10uF 50V
C408	VG290900	C.EL 10uF 50V
C409	VG287100	C.EL 470uF 10V
C410	VG291200	C.EL 47uF 50V
C411	VT180400	C.EL 4700uF 5.5V
C412	VH053100	C.CE.TUBLR 0.1uF 50V
C413	VG290900	C.EL 10uF 50V
C414	VG290500	C.EL 1uF 50V
C415	VH053100	C.CE.TUBLR 0.1uF 50V
C416	VG289100	C.EL 330uF 25V
C417	VH053100	C.CE.TUBLR 0.1uF 50V
C418	VG291200	C.EL 47uF 50V
C420	UM049220	C.EL 2200uF 16V
C421	UM049220	C.EL 2200uF 16V
* C423	VQ083100	C.EL 100uF 16V
* C424	VQ083100	C.EL 100uF 16V
C425	VE021900	C.EL 4.7uF 100V
C426	VE021900	C.EL 4.7uF 100V

* New Parts

Schm Ref.	PART NO.	Description
C427	UA654330	C.MYLAR 0.033uF 50V
C430	Vi377400	C.EL 4.7uF 63V
C431	UA655120	C.MYLAR 0.12uF 50V
C432	UA655120	C.MYLAR 0.12uF 50V
C433	UA655100	C.MYLAR 0.1uF 50V
C434	VH053100	C.CE.TUBLR 0.1uF 50V
C435	VF467100	C.CE.TUBLR 4700pF 16V
C436	VF467100	C.CE.TUBLR 4700pF 16V
D301	VD631600	DIODE 1SS133,176,HSS104
D302	VD631600	DIODE 1SS133,176,HSS104
D303	VG437800	DIODE.ZENR MTZJ5.6C 5.6V
D304	VG435800	DIODE.ZENR MTZJ3.0A 3.0V
D305	VG437000	DIODE.ZENR MTZJ4.7A 4.7V
D306	VD631600	DIODE 1SS133,176,HSS104
D307	VD631600	DIODE 1SS133,176,HSS104
D308	VD631600	DIODE 1SS133,176,HSS104
D309	VD631600	DIODE 1SS133,176,HSS104
D310	VG438100	DIODE.ZENR MTZJ6.2C 6.2V
D311	VD631600	DIODE 1SS133,176,HSS104
D312	VD631600	DIODE 1SS133,176,HSS104
D313	VG437800	DIODE.ZENR MTZJ5.6C 5.6V
D314	VD631600	DIODE 1SS133,176,HSS104
D315	VD631600	DIODE 1SS133,176,HSS104
D316	VR711500	LED(or) SLR-325DC
D317	VR711500	LED(or) SLR-325DC
D318	VR711500	LED(or) SLR-325DC
D319	VD631600	DIODE 1SS133,176,HSS104
D320	VD631600	DIODE 1SS133,176,HSS104
D321	VD631600	DIODE 1SS133,176,HSS104
D322	VS132300	LED(re) SLR-325VCT31
IC301	XB247301	IC uPC4570HA
IC302	XQ212A00	IC NJM4558LD
IC305	XM356A00	IC NJM2068LD
IC306	XM356A00	IC NJM2068LD
IC307	XF557A00	IC TA7291S
IC308	XF557A00	IC TA7291S
* IC309	XS966A00	IC LC6520H-4J33 CPU
JK301	VS899700	JACK.PHONE JY-6317-02-030
L301	VF541100	COIL 15uH
L302	VF541100	COIL 15uH
L303	VB056900	COIL 220uH
L304	VB056900	COIL 220uH
L305	Vi543300	COIL 1.0uH
* PJ301	VV248000	JACK.PIN 2P
* PJ302	VV248000	JACK.PIN 2P
* PJ303	VV551500	JACK.PIN 4P
* PJ304	VV551500	JACK.PIN 4P
* PJ305	VV551500	JACK.PIN 4P
* PJ306	VV551500	JACK.PIN 4P
Q301	iA097000	TR 2SA970 GR,BL
Q302	iA097000	TR 2SA970 GR,BL
Q303	iA097000	TR 2SA970 GR,BL
Q304	iA097000	TR 2SA970 GR,BL

* New Parts

FUNCTION P.C.B.

Schm Ref.	PART NO.	Description	
Q305	VK432900	TR	2SD1915F S,T
Q306	VK432900	TR	2SD1915F S,T
Q307	VK432900	TR	2SD1915F S,T
Q308	VK432900	TR	2SD1915F S,T
Q309	VG721700	TR.DGT	DTA144ES
Q310	VD678700	TR.DGT	DTC114ES
Q311	VD678700	TR.DGT	DTC114ES
Q312	VD678700	TR.DGT	DTC114ES
Q313	iC174020	TR	2SC1740S R,S
Q314	VG721700	TR.DGT	DTA144ES
Q315	iA093320	TR	2SA933S Q,R
Q316	VP883100	TR	2SC1890A D,E
Q317	VG721700	TR.DGT	DTA144ES
Q318	iC174020	TR	2SC1740S R,S
Q319	VG722000	TR.DGT	DTC144ES
Q320	iA093320	TR	2SA933S Q,R
Q321	VP883100	TR	2SC1890A D,E
Q322	iC224030	TR	2SC2240 GR,BL
Q323	iC174020	TR	2SC1740S R,S
Q324	iC174020	TR	2SC1740S R,S
Q325	iA093320	TR	2SA933S Q,R
Q326	iA093320	TR	2SA933S Q,R
Q327	iA093320	TR	2SA933S Q,R
Q328	iA093320	TR	2SA933S Q,R
Q329	iC174020	TR	2SC1740S R,S
Q330	iC174020	TR	2SC1740S R,S
Q331	VK432900	TR	2SD1915F S,T
Q332	VK432900	TR	2SD1915F S,T
Q333	iC174020	TR	2SC1740S R,S
Q334	iC174020	TR	2SC1740S R,S
Q335	iA093320	TR	2SA933S Q,R
Q336	iA093320	TR	2SA933S Q,R
Q337	VP883100	TR	2SC1890A D,E
R358	HL315100	R.MTL.OXD	100Ω 1W
R359	HL315100	R.MTL.OXD	100Ω 1W
R478	HV453470	R.CAR.FP	4.7Ω 1/4W
SW301	VK333500	SW.PUSH	SPUN19
SW302	VS892300	SW.RT	SRBAA46
SW303	VT021200	SW.RT	RS003-A046BHN-20F4
* SW304	VV399900	SW.PUSH	SPUN12
* SW305	VV399800	SW.PUSH	SPUN12
SW306	VJ850300	SW.PUSH	PSEOYP-CF2KX
* SW307	VV496300	SW.PUSH	PS-9A2-022-18A-A
SW308	VV523900	SW.PUSH	PBS-YM-001
* SW309	VV496300	SW.PUSH	PS-9A2-022-18A-A
U301	VU591000	L.DTCT	GP1U271X
* VR301	VV856800	VR.MTR	A200KΩ
VR302	VP700700	VR	A100KΩ
VR303	VP742000	VR	MN100KΩ
VR304	VP741800	VR	B20KΩ
VR305	VP741900	VR	G25KΩ
XL301	VE906000	RSNR.CE	4MHz
	VJ828000	PIN	IMSA-6024-03E

* New Parts

Schm Ref.	PART NO.	Description	
	BB071360	SCR.TERM	8.3x13
	AA626100	PLATE	25

* New Parts

A

B

C

D

AX-592/AX-892

AX-592

AX-592 EXPLODED VIEW

1

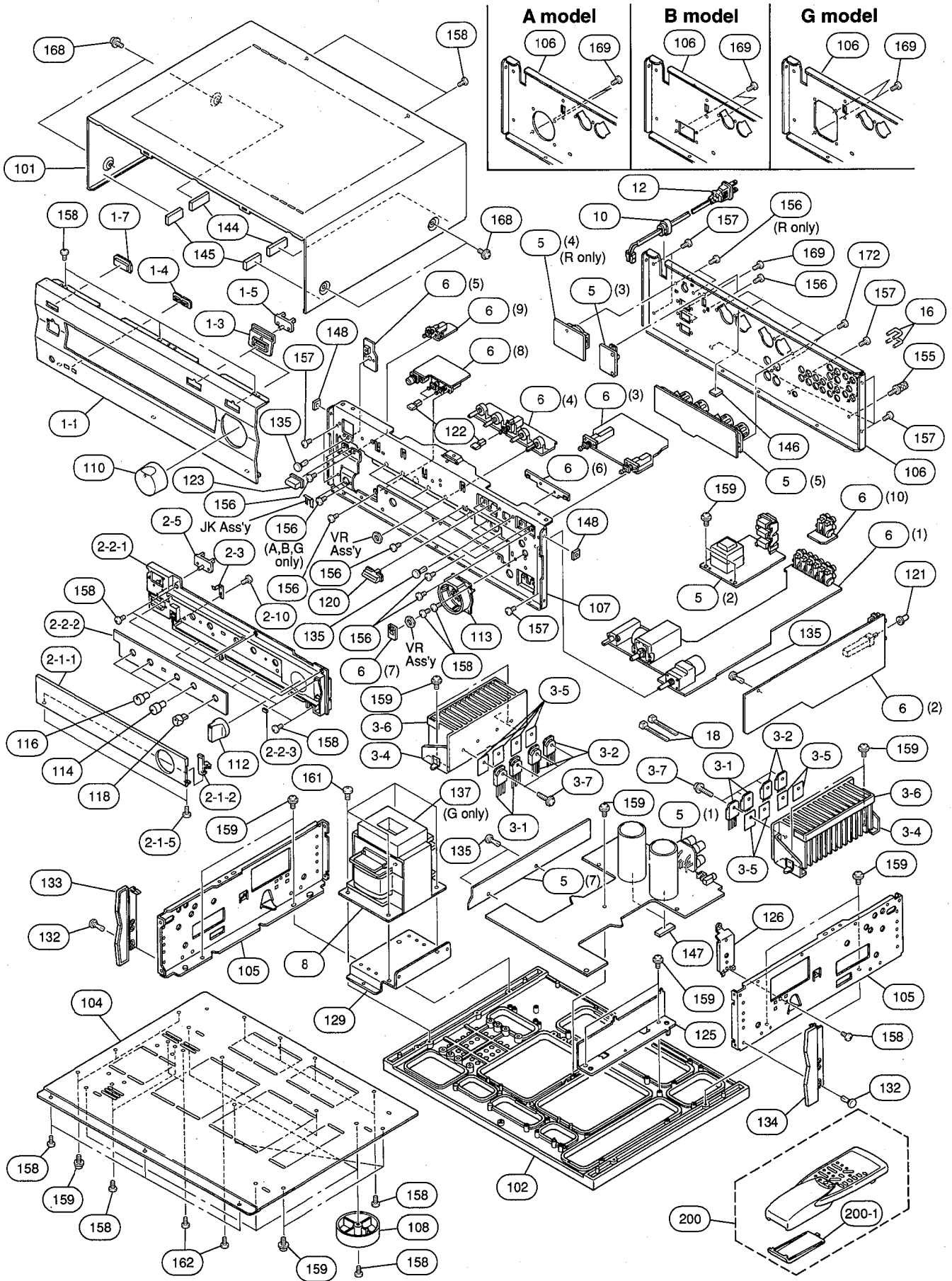
2

3

4

5

6



■ AX-592 MECHANICAL PARTS

Ref. No.	PART NO.	Description	Remarks	Markets
* 1-1	VV187000	FRONT PANEL		BL
* 1-1	VV187100	FRONT PANEL		TI
* 1-3	VV185400	ESCUTCHEON	8x26	BL
* 1-3	VV185500	ESCUTCHEON	8x26	TI
1-4	VV123700	ESCUTCHEON, 3/8	2P	BL
1-4	VV123800	ESCUTCHEON, 3/8	2P	TI
* 1-5	VV185600	LENS, LED	D2	
* 1-7	VV185700	LENS, FILTER	7x24	
* 2-1-1	VV187200	PANEL, LID		BL
* 2-1-1	VV187300	PANEL, LID		TI
2-1-2	VS585900	HINGE, LID		BL
2-1-2	VS586000	HINGE, LID		TI
* 2-2-1	VV184500	SUB PANEL		BL
* 2-2-1	VV184600	SUB PANEL		TI
* 2-2-2	VV185800	PLATE, LID		BL
* 2-2-2	VV185900	PLATE, LID		TI
2-2-3	VY940400	CUSHION, LID	T=0.8	
2-1-5	EX601590	BIND HEAD P-TITE SCREW	2.6x8 FCRM3-BL	
2-3	VS586100	SPRING	HINGE	
* 2-5	VV185600	LENS, LED	D2	
2-10	EX600310	BIND HEAD P-TITE SCREW	3x8 FCRM3-BL	
△ # 3-1	iX615750	TRANSISTOR	2SA1694 O,P,Y	Q121A-124A
△ # 3-2	iX615760	TRANSISTOR	2SC4467 O,P,Y	Q121C-124C
3-4	VY732600	HEAT SINK ASS'Y		
3-5	VV849300	RADIATION SHEET	BFG-20ADH-3 19X24	
3-6	VP922500	DAMPER	2x10x170	
3-7	VK173200	SCREW, TRANSISTOR	3x15 SP FCM3	
* 5	VY648300	P.C.B. ASS'Y	MAIN	(UC)
* 5	VY648400	P.C.B. ASS'Y	MAIN	(R)
* 5	VY648500	P.C.B. ASS'Y	MAIN	(A)
* 5	VY648600	P.C.B. ASS'Y	MAIN	(B)
* 5	VY648700	P.C.B. ASS'Y	MAIN	(G)
* 6	VY648000	P.C.B. ASS'Y	FUNCTION	(JUC)
* 6	VY648100	P.C.B. ASS'Y	FUNCTION	(RABG)
△ * 8	XT052A00	POWER TRANSFORMER		(U)
△ * 8	XT053A00	POWER TRANSFORMER		(C)
△ * 8	XT055A00	POWER TRANSFORMER		(A)
△ * 8	XT056A00	POWER TRANSFORMER		(BG)
△ 8	XT060A00	POWER TRANSFORMER		(R)
10	VN158600	CORD STOPPER	No.2104	
△ 12	VL238100	POWER CORD ASS'Y		(R)
△ 12	VN363700	POWER CORD ASS'Y		(G)
△ 12	VQ508600	POWER CORD ASS'Y		(A)
△ 12	VV437200	POWER CORD ASS'Y		(UC)
△ 12	VV437300	POWER CORD ASS'Y		(B)
16	VQ194100	SHORT PLUG	CNT31-0	
18	VU590000	BINDING TIE	CBTD001B	
101	VV121300	TOP COVER		BL
101	VV121500	TOP COVER		TI
102	VN946400	CHASSIS		
* 104	VV184400	BOTTOM COVER		
105	VL664800	"FRAME, SIDE"		
* 106	VV186200	REAR PANEL		(U)

* New Parts

AX-592

Ref. No.	PART NO.	Description	Remarks	Markets
* 106	VV186300	REAR PANEL		(C)
* 106	VV186400	REAR PANEL		(R)
* 106	VV186500	REAR PANEL		(A)
* 106	VV186600	REAR PANEL		(B)
* 106	VV186700	REAR PANEL		(G)
* 107	VV186000	SUB CHASSIS		
	108	VS025000	LEG D60xH21	
* 110	VV268600	KNOB, LED	D40	BL
* 110	VV268700	KNOB, LED	D40	TI
* 112	VV184700	KNOB, LED	D28	BL
* 112	VV184800	KNOB, LED	D28	TI
	113	VV149500	ESCUTCHEON, VOL	BL
	113	VV149600	ESCUTCHEON, VOL	TI
	114	VS757400	KNOB, PL D12	BL
	114	VS757500	KNOB, PL D12	TI
	116	VS757200	KNOB, P D12	BL
	116	VS757300	KNOB, P D12	TI
	118	VT275100	KNOB D12R	BL
	118	VT275200	KNOB D12R	TI
* 120	VV185200	BUTTON	8x26	BL
* 120	VV185300	BUTTON	8x26	TI
	121	VS048300	BUTTON	BL
	122	VV123500	BUTTON, 3/8	BL
	122	VV123600	BUTTON, 3/8	TI
* 123	VU875100	BUTTON	9.5x22	BL
* 123	VU875200	BUTTON	9.5x22	TI
* 125	VV186900	SUPPORT PCB		
	126	VY805200	SUPPORT, F	
	129	VY732900	FRAME, TR592	
	132	VQ368600	PUSH RIVET P3555-B	
	133	VV124300	PLATE SIDE L 130	BL
	133	VV124400	PLATE SIDE L 130	TI
	134	VV124500	PLATE SIDE R 130	BL
	134	VV124600	PLATE SIDE R 130	TI
	135	VQ368500	PUSH RIVET P3545-B	
	137	VY900000	DAMPER, T21 TRANS	(G)
	144	VZ117100	DAMPER, T2 TOP-F	
	145	VZ117200	DAMPER, T3 TOP-F	
	146	VZ117300	DAMPER, T5 PCB	
	147	VZ203600	DAMPER, T16 PCB	
	148	VY989400	DAMPER SIDE	
	155	AA627310	GROUND TERMINAL	
	156	ED330066	BIND HEAD SCREW 3x6 FCRM3-BL	
	157	EN301010	BIND HEAD BONDING TAP. SCREW 3x8 FCRM3-BL	
	158	Ei330086	BIND HEAD B-TITE SCREW 3x8 FCRM3-BL	
	159	VB770200	PW HEAD P-TITE SCREW 3x10-8 FCM3	
	161	EN330060	BIND HEAD B-TITE SCREW 4x16 FCRM3-BL	
	162	VL184400	BIND HEAD B-TITE SCREW 4x22 FCRM3-BL	
	168	EK365090	PW HEAD S-TITE SCREW 4x8-10 FCRM3-BL	BL
	168	EX601150	BW HEAD S-TITE SCREW 4x8-10 FNM3-BL	TI
	169	Ei030086	BIND HEAD B-TITE SCREW 3x8 ZMC2-Y	
	172	VY731200	BONDING HEAD TAPPING SCREW 3x10 MFNI33	

* New Parts

Ref. No.	PART NO.	Description		Remarks	Markets
200 200-1	VY755700 CX679050	ACCESSORIES REMOTE CONTROL TRANSMITTER LID BATTERY, MANGANESE	SBGH20021A RAX5 74x34BLALPS SUM-3,AA,R06		

* New Parts

A

B

C

D

AX-592/AX-892

AX-892

AX-892 EXPLODED VIEW

1

2

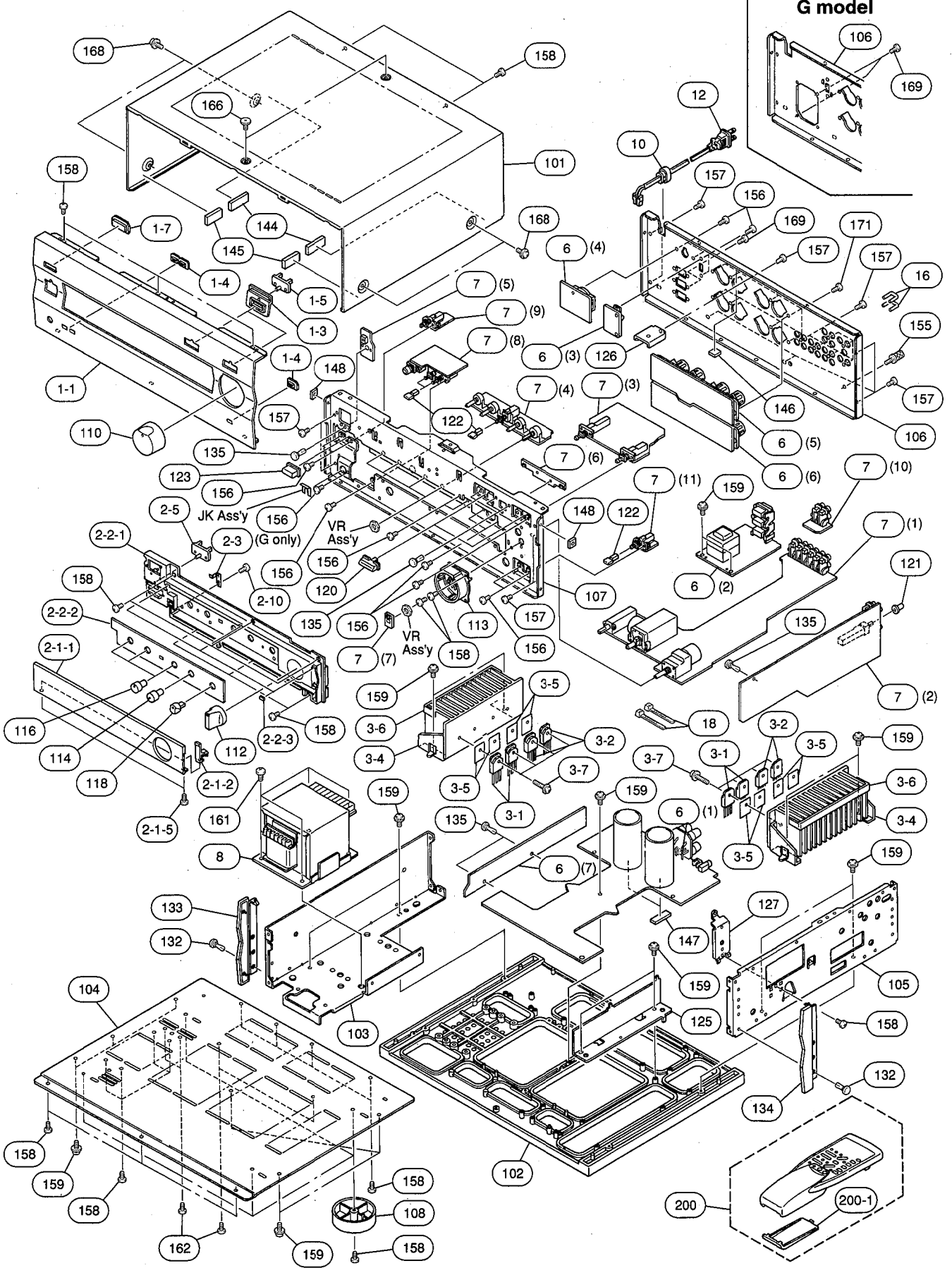
3

4

5

6

G model



■ AX-892 MECHANICAL PARTS

Ref. No.	PART NO.	Description	Remarks	Markets
* 1-1	VV189600	FRONT PANEL	BL	
* 1-1	VV189700	FRONT PANEL	TI	
* 1-3	VV185400	ESCUTCHEON	8x26 BL	
* 1-3	VV185500	ESCUTCHEON	8x26 TI	
1-4	VV123700	ESCUTCHEON, 3/8	2P BL	
1-4	VV123800	ESCUTCHEON, 3/8	2P TI	
* 1-5	VV185600	LENS, LED	D2	
* 1-7	VV185700	LENS, FILTER	7x24	
2-1-1	VV187200	PANEL, LID	BL	
2-1-1	VV187300	PANEL, LID	TI	
2-1-2	VS585900	HINGE, LID	BL	
2-1-2	VS586000	HINGE, LID	TI	
2-1-5	EX601590	BIND HEAD P-TITE SCREW	2.6x8 FCRM3-BL	
2-2-1	VV184500	SUB PANEL	BL	
2-2-1	VV184600	SUB PANEL	TI	
2-2-2	VV185800	PLATE, LID	SUB PANEL BL	
2-2-2	VV185900	PLATE, LID	TI	
2-2-3	VY940400	CUSHION, LID	T=0.8	
2-3	VS586100	SPRING	HINGE	
* 2-5	VV185600	LENS, LED	D2	
2-10	EX600310	BIND HEAD P-TITE SCREW	3x8 FCRM3-BL	
△ # 3-1	iX630850	TRANSISTOR	2SA1695 O,P,Y	Q121A-124A
△ # 3-2	iX630860	TRANSISTOR	2SC4468 O,P,Y	Q121C-124C
* 3-4	VV491700	HEAT SINK ASS'Y	H65	
3-5	VV849300	RADIATION SHEET	BFG-20ADH-3 19X24	
3-6	VP922500	DAMPER	2x10x170	
3-7	VK173200	SCREW, TRANSISTOR	3x15 SP FCM3	
* 6	VY651600	P.C.B. ASS'Y	MAIN	(R)
* 6	VY651700	P.C.B. ASS'Y	MAIN	(G)
* 7	VY651400	P.C.B. ASS'Y	FUNCTION	(RG)
△ * 8	XT046A00	POWER TRANSFORMER		(R)
△ * 8	XT047A00	POWER TRANSFORMER		(G)
10	VN158600	CORD STOPPER	No.2104	(G)
△ 12	VL238100	POWER CORD ASS'Y		(R)
△ 12	VN363700	POWER CORD ASS'Y		(G)
16	VQ194100	SHORT PLUG	CNT31-0	
18	VU590000	BINDING TIE	CBTD001B	
* 101	VV263800	TOP COVER	BL	
* 101	VV263900	TOP COVER	TI	
102	VN946400	CHASSIS		
* 103	VV206000	FRAME	L	
* 104	VV184400	BOTTOM COVER		
105	VL664800	FRAME, SIDE		
* 106	VV189300	REAR PANEL		(R)
* 106	VV189400	REAR PANEL		(G)
* 107	VV189100	SUB CHASSIS		
108	VS025000	LEG	D60xH21	
* 110	VV268600	KNOB, LED	D40	BL
* 110	VV268700	KNOB, LED	D40	TI
112	VV184700	KNOB, LED	D28	BL
* 112	VV184800	KNOB, LED	D28	TI
113	VV149500	ESCUTCHEON, VOL		BL
113	VV149600	ESCUTCHEON, VOL		TI

* New Parts

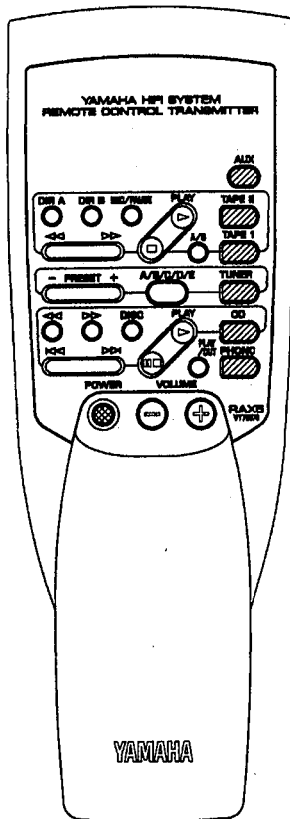
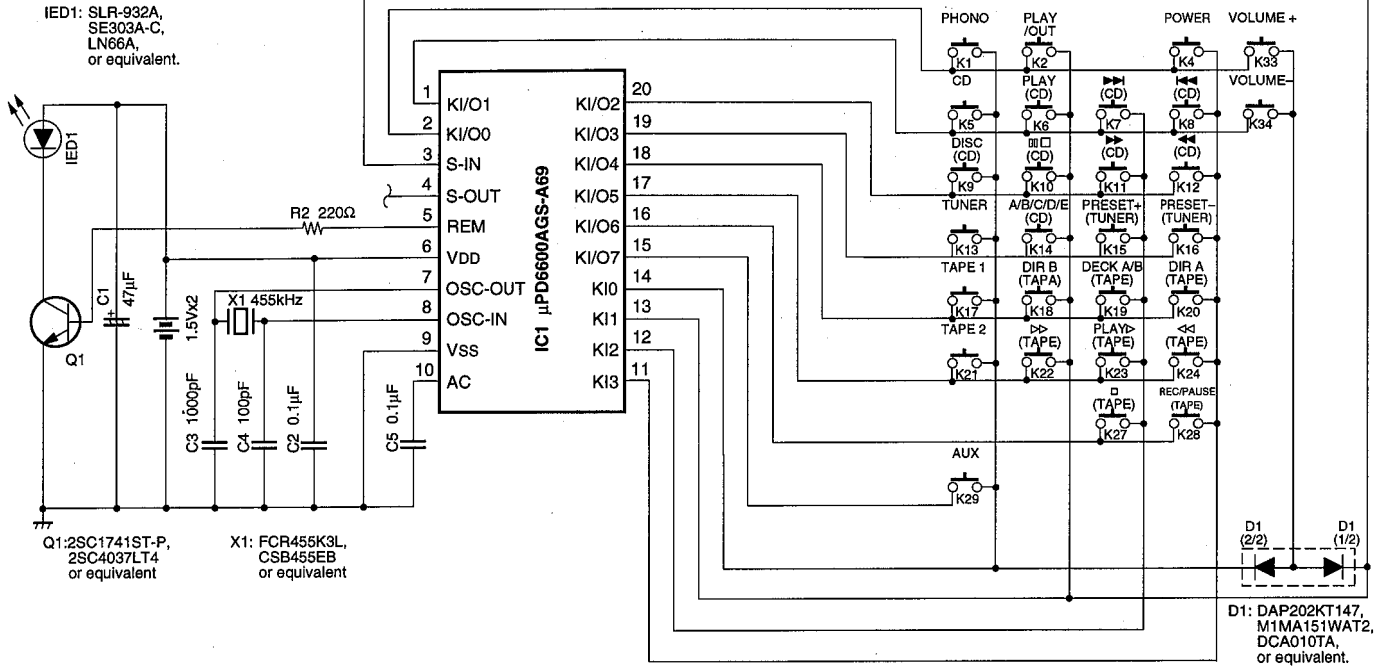
AX-892

Ref. No.	PART NO.	Description	Remarks	Markets
114	VS757400	KNOB, PL	D12	BL
114	VS757500	KNOB, PL	D12	TI
116	VS757200	KNOB, P	D12	BL
116	VS757300	KNOB, P	D12	TI
118	VT275100	KNOB	D12R	BL
118	VT275200	KNOB	D12R	TI
* 120	VV185200	BUTTON	8x26	BL
* 120	VV185300	BUTTON	8x26	TI
121	VS048300	BUTTON	D7	
122	VV123500	BUTTON, 3/8		BL
122	VV123600	BUTTON, 3/8		TI
* 123	VU875100	BUTTON	9.5x22	BL
* 123	VU875200	BUTTON	9.5x22	TI
* 125	VV299200	FRAME		
* 126	VV306200	SSUPPORT, TOP		
127	VY805200	SUPPORT, F		
132	VQ368600	PUSH RIVET	P3555-B	
* 133	VV263400	PLATE SIDE L	L	BL
* 133	VV263500	PLATE SIDE L	L	TI
* 134	VV263600	PLATE SIDE R	R	BL
* 134	VV263700	PLATE SIDE R	R	TI
135	VQ368500	PUSH RIVET	P3545-B	
144	VZ117100	DAMPER, T2	TOP-F	
145	VZ117200	DAMPER, T3	TOP-F	
146	VZ117300	DAMPER, T5	PCB	
147	VZ203600	DAMPER, T16	PCB	
148	VY989400	DAMPER	SIDE	
155	AA627310	GROUND TERMINAL		
156	ED330066	BIND HEAD SCREW	3x6 FCRM3-BL	
157	EN301010	BIND HEAD BONDING TAP. SCREW	3x8 FCRM3-BL	
158	Ei330086	BIND HEAD B-TITE SCREW	3x8 FCRM3-BL	
159	VB770200	PW HEAD P-TITE SCREW	3x10-8 FCM3	
161	EN330060	BIND HEAD B-TITE SCREW	4x16 FCRM3-BL	
162	VL184400	BIND HEAD B-TITE SCREW	4x22 FCRM3-BL	
166	EX601850	SPECIAL SCREW S-TITE	4x8-10 FCRM3-BL	BL
166	EX601860	SPECIAL SCREW S-TITE	4x8-10 FNM3-BL	TI
168	EK365090	PW HEAD S-TITE SCREW	4x8-10 FCRM3-BL	BL
168	EX601150	BW HEAD S-TITE SCREW	4x8-10 FNM3-BL	TI
169	Ei030086	BIND HEAD B-TITE SCREW	3x8 ZMC2-Y	
171	VY731200	BONDING HEAD TAPPING SCREW	3x10 MFNI33	
200	VU074100	ACCESSORIES REMOTE CONTROL TRANSMITTER		
200-1	CX679050	LID BATTERY, MANGANESE	74x34BLALPS SUM-3,AA,R06	

* New Parts

REMOTE CONTROL TRANSMITTER

SCHEMATIC DIAGRAM

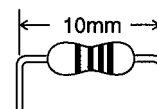


Key No.	Function	HEX	
		CUSTOM	DATA
1	PHONO	7A	14
2	PLAY/CUT	7A	0E
4	POWER	7A	1F
5	CD	7A	15
6	PLAY ▷ (CD)	7A	08
7	SKIP ▷▷ (CD)	7A	0A
8	SKIP ◁◁ (CD)	7A	0B
9	DISC SKIP (CD)	7A	4F
10	PAUSE/STOP ◻◻ (CD)	7A	09
11	SEARCH ▷▷ (CD)	7A	0C
12	SEARCH ◁◁ (CD)	7A	0D
13	TUNER	7A	16
14	A/B/C/D/E (TUNER)	7A	12
15	PRESET + (TUNER)	7A	10
16	PRESET - (TUNER)	7A	11
17	TAPE 1	7A	18
18	DIR B (TAPE)	7A	40
19	DECK A/B (TAPE)	7A	06
20	DIR A (TAPE)	7A	07
21	TAPE 2	7A	19
22	▷▷ (TAPE)	7A	02
23	PLAY ▷ (TAPE)	7A	00
24	◁◁ (TAPE)	7A	01
27	STOP ◻ (TAPE)	7A	03
28	REC/PAUSE (TAPE)	7A	04
29	AUX	7A	17
33	VOLUME +	7A	1A
34	VOLUME -	7A	1B

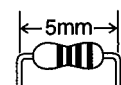
Parts List for Carbon Resistors

Value	1/4W Type Part No.	1/6W Type Part No.	Value	1/4W Type Part No.	1/6W Type Part No.
1.0 Ω	HJ35 3100	HF85 3100	10 kΩ	HF45 7100	HF45 7100
1.8 Ω	HJ35 3180	*	11 kΩ	HF45 7110	HF45 7110
2.2 Ω	HJ35 3220	HF85 3220	12 kΩ	HJ35 7120	HF85 7120
3.3 Ω	HJ35 3330	HF85 3330	13 kΩ	HF45 7130	HF45 7130
4.7 Ω	HJ35 3470	HF85 3470	15 kΩ	HF45 7150	HF45 7150
5.6 Ω	HJ35 3560	HF85 3560	18 kΩ	HF45 7180	HF45 7180
10 Ω	HF45 4100	HF45 4100	22 kΩ	HF45 7220	HF45 7220
15 Ω	HJ35 4150	HF85 4150	24 kΩ	HF45 7240	HF45 7240
22 Ω	HF45 4220	HF45 4220	27 kΩ	HJ35 7270	HF85 7270
27 Ω	HJ35 4270	HF85 4270	30 kΩ	HF45 7300	HF45 7300
33 Ω	HF45 4330	HF45 4330	33 kΩ	HF45 7330	HF45 7330
39 Ω	HJ35 4390	HF85 4390	36 kΩ	HF45 7360	HF45 7360
47 Ω	HF45 4470	HF45 4470	39 kΩ	HF45 7390	HF45 7390
56 Ω	HF45 4560	HF45 4560	47 kΩ	HF45 7470	HF45 7470
68 Ω	HF45 4680	HF45 4680	51 kΩ	HF45 7510	HF45 7510
75 Ω	HF45 4750	HF45 4750	56 kΩ	HF45 7560	HF45 7560
82 Ω	HF45 4820	HF45 4820	62 kΩ	HF45 7620	HF45 7620
91 Ω	HF45 4910	HF45 4910	68 kΩ	HF45 7680	HF45 7680
100 Ω	HF45 5100	HF45 5100	82 kΩ	HF45 7820	HF45 7820
110 Ω	HJ35 5110	HF85 5110	91 kΩ	HF45 7910	HF45 7910
120 Ω	HF45 5120	HF45 5120	100 kΩ	HF45 8100	HF45 8100
150 Ω	HF45 5150	HF45 5150	110 kΩ	HF45 8110	HF45 8110
160 Ω	HJ35 5160	*	120 kΩ	HF45 8120	HF45 8120
180 Ω	HF45 5180	HF45 5180	150 kΩ	HF45 8150	HF45 8150
200 Ω	HF45 5200	HF45 5200	180 kΩ	HF45 8180	HF45 8180
220 Ω	HF45 5220	HF45 5220	220 kΩ	HJ35 8220	HF85 8220
270 Ω	HF45 5270	HF45 5270	270 kΩ	HF45 8270	HF45 8270
330 Ω	HF45 5330	HF45 5330	300 kΩ	HF45 8300	HF45 8300
390 Ω	HF45 5390	HF45 5390	330 kΩ	HF45 8330	HF45 8330
430 Ω	HF45 5430	HF45 5430	390 kΩ	HJ35 8390	HF85 8390
470 Ω	HF45 5470	HF45 5470	470 kΩ	HF45 8470	HF45 8470
510 Ω	HF45 5510	HF45 5510	560 kΩ	HJ35 8560	HF85 8560
560 Ω	HF45 5560	HF45 5560	680 kΩ	HJ35 8680	HF85 8680
680 Ω	HF45 5680	HF45 5680	820 kΩ	HJ35 8820	HF85 8820
820 Ω	HF45 5820	HF45 5820	1.0 MΩ	HF45 9100	HF45 9100
910 Ω	HF45 5910	HF45 5910	1.2 MΩ	HJ35 9120	*
1.0 kΩ	HF45 6100	HF45 6100	1.5 MΩ	HJ35 9150	HF85 9150
1.2 kΩ	HF45 6120	HF45 6120	1.8 MΩ	HJ35 9180	HF85 9180
1.5 kΩ	HF45 6150	HF45 6150	2.2 MΩ	HJ35 9220	HF85 9220
1.8 kΩ	HF45 6180	HF45 6180	3.3 MΩ	HJ35 9330	HF85 9330
2.0 kΩ	HJ35 6200	HF85 6200	3.9 MΩ	HJ35 9390	*
2.2 kΩ	HF45 6220	HF45 6220	4.7 MΩ	HJ35 9470	HF85 9470
2.4 kΩ	HJ35 6240	HF85 6240			
2.7 kΩ	HF45 6270	HF45 6270			
3.0 kΩ	HF45 6300	HF45 6300			
3.3 kΩ	HF45 6330	HF45 6330			
3.6 kΩ	HJ35 6360	HF85 6360			
3.9 kΩ	HF45 6390	HF45 6390			
4.7 kΩ	HF45 6470	HF45 6470			
5.1 kΩ	HF45 6510	HF45 6510			
5.6 kΩ	HF45 6560	HF45 6560			
6.8 kΩ	HF45 6680	HF45 6680			
8.2 kΩ	HF45 6820	HF45 6820			
9.1 kΩ	HF45 6910	HF45 6910			

1/4W Type
HJ35 ○○○○



1/4W Type
HF45 ○○○○
1/6W Type
HF85 ○○○○



*: Not available