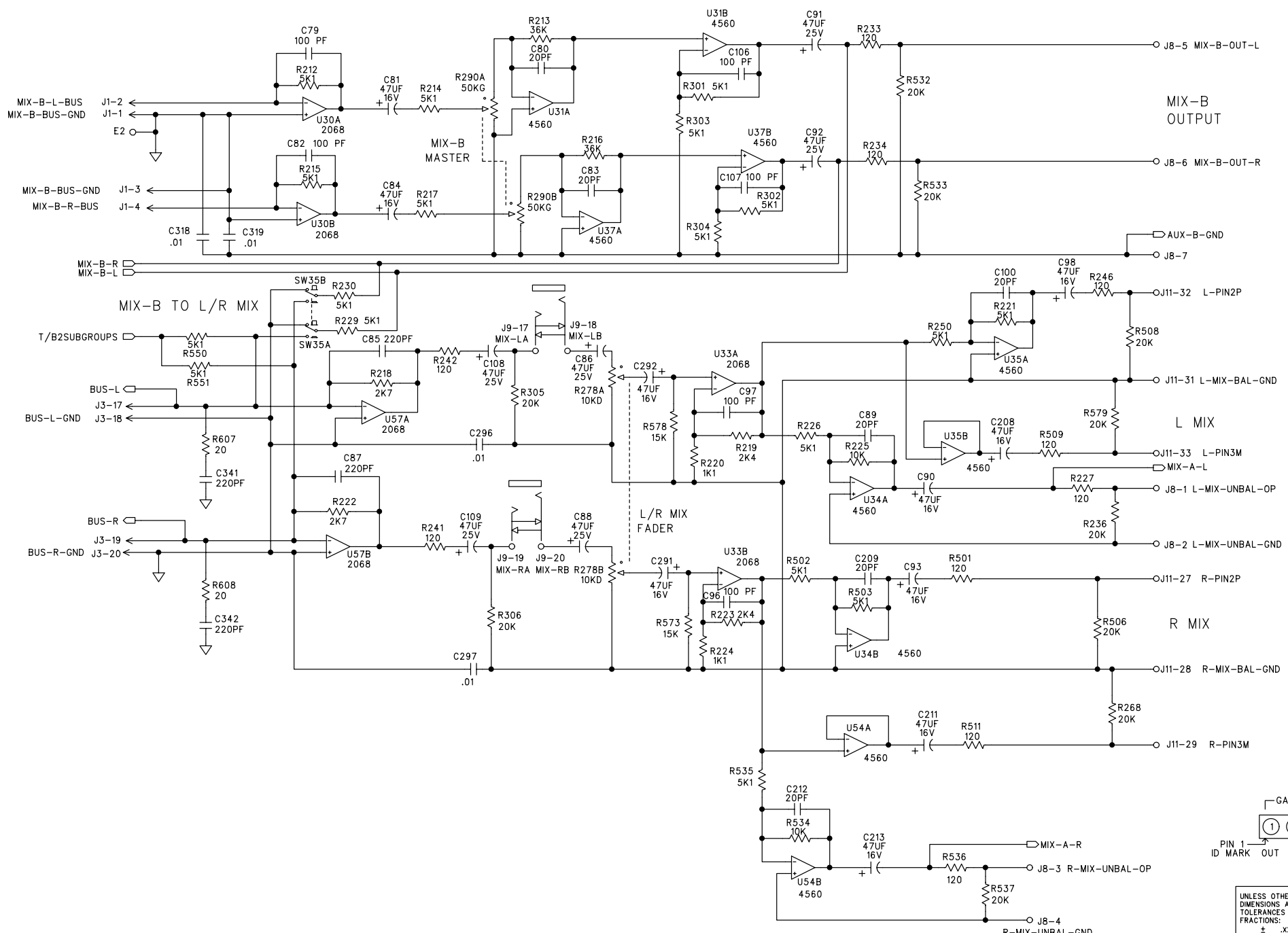
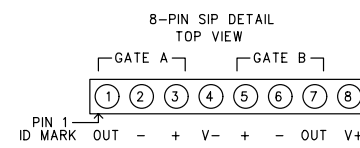


DWG. NO.	990-010-00	SHT	5	REV.	U
REVISIONS					
ZONE:	REV:	DESCRIPTION	DATE	APPROVED	

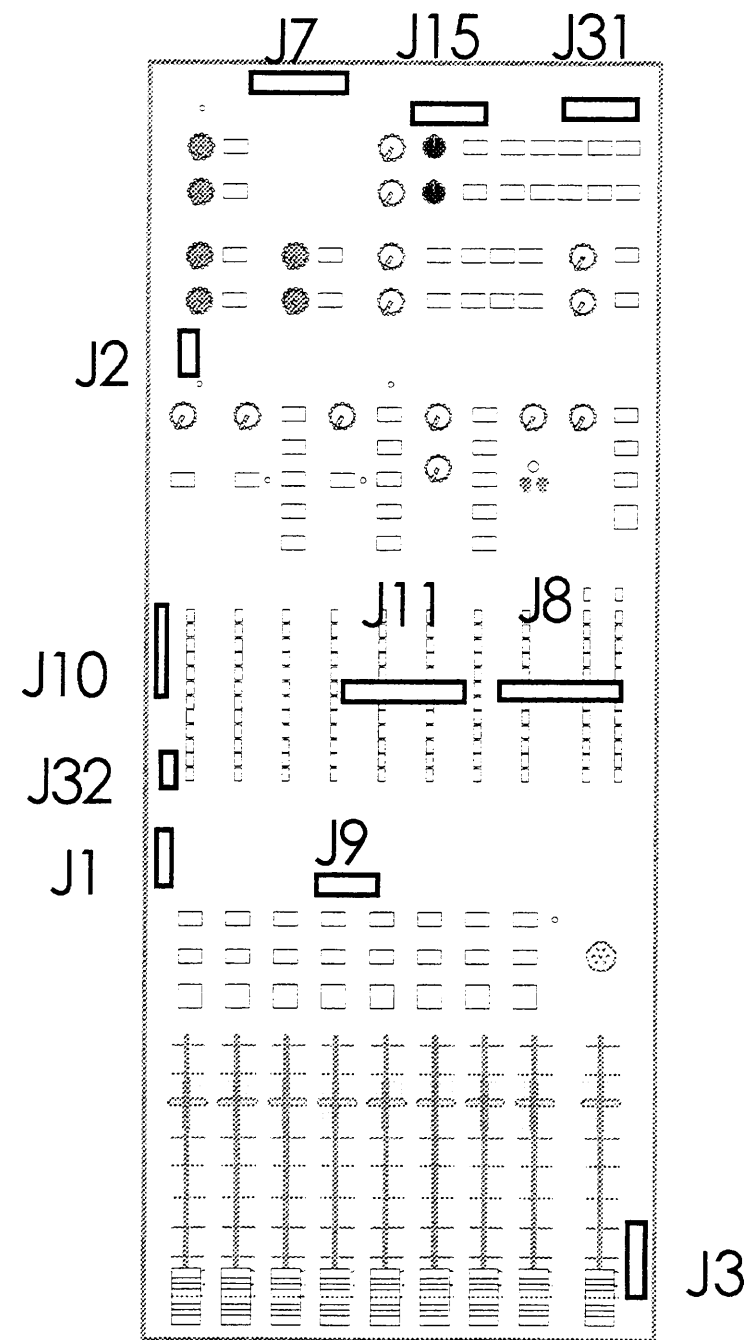


- Z101 706-033-01
- STANDOFF, SWAGE, 4-40 X .542L
- Z102 706-033-01
- STANDOFF, SWAGE, 4-40 X .542L
- Z103 706-033-01
- STANDOFF, SWAGE, 4-40 X .542L
- Z104 706-033-01
- STANDOFF, SWAGE, 4-40 X .542L
- Z105 706-033-01
- STANDOFF, SWAGE, 4-40 X .542L
- Z106 706-033-01
- STANDOFF, SWAGE, 4-40 X .542L
- Z107 706-033-01
- STANDOFF, SWAGE, 4-40 X .542L
- Z108 706-033-01
- STANDOFF, SWAGE, 4-40 X .542L
- Z109 706-033-01
- STANDOFF, SWAGE, 4-40 X .542L
- Z110 706-033-01
- STANDOFF, SWAGE, 4-40 X .542L
- Z111 706-033-01
- STANDOFF, SWAGE, 4-40 X .542L
- Z112 706-033-01
- STANDOFF, SWAGE, 4-40 X .542L
- Z113 706-033-01
- STANDOFF, SWAGE, 4-40 X .542L
- Z114 706-033-01
- STANDOFF, SWAGE, 4-40 X .542L
- Z115 706-033-01
- STANDOFF, SWAGE, 4-40 X .542L
- Z116 706-033-01
- STANDOFF, SWAGE, 4-40 X .542L
- Z117 706-033-01
- STANDOFF, SWAGE, 4-40 X .542L
- Z118 706-033-01
- STANDOFF, SWAGE, 4-40 X .542L

- QTY
- 9 760-011-00
BTN 9X9MM LG CORE
 - 65 760-013-00
BTN 9X5MM LG CORE
 - 1 706-009-00
SPACER, PLASTIC .385 LED



UNLESS OTHERWISE SPECIFIED DIMENSIONS ARE IN INCHES TOLERANCES ARE: FRACTIONS: DECIMALS: ANGLES: ± .xx ± ± .xxx ±	CONTRACT NO:		MACKIE Mackie Designs Inc. Woodinville, Wa.
	APPROVALS:	DATE:	
	DRAWN: trh	9-28-93	
	CHECKED:		
MATERIAL:	CHECKED:		SCHEMATIC 8-BUS OUTPUT
FINISH:	ISSUED:		
DO NOT SCALE DRAWING	ENG:		
	MFG:		
	SIZE D	DWG. NO. 990-010-00	REV. U
	SCALE:	SHEET 5 OF 7	



J1

AGND	1	2	L-MIX-B-BUS
AGND	3	4	R-MIX-B-BUS
AGND	5	6	L-SOLO-BUS
AGND	7	8	R-SOLO-BUS
SOLO-CTL	9	10	FLASH-BUS
DGND	11	12	DGND
+5V	13	14	+5V

J2

AUX-1-BUS	1	2	AGND
AUX-2-BUS	3	4	AGND
AUX-3-BUS	5	6	AGND
AUX-5-BUS	7	8	AGND
AUX-4-BUS	9	10	AUX-6-BUS

J3

BUS-1	1	2	AGND
BUS-2	3	4	AGND
BUS-3	5	6	AGND
BUS-4	7	8	AGND
BUS-5	9	10	AGND
BUS-6	11	12	AGND
BUS-7	13	14	AGND
BUS-8	15	16	AGND
BUS-L	17	18	AGND
BUS-R	19	20	AGND

J7

AUX 1 OUT +	1	2	AUX 1 OUT -
AUX 1 OUT GND	3	4	AUX 2 OUT +
AUX 2 OUT -	5	6	AUX 2 OUT GND
AUX 3 OUT	7	8	AUX 4 OUT
AUX 5 OUT	9	10	AUX 6 OUT
AUX 3-6 GND	11	12	AUX 3-6 GND
AUX 1 RTN L	13	14	AUX 1 RTN R
AUX 2 RTN L	15	16	AUX 2 RTN R
AUX 3 RTN L	17	18	AUX 3 RTN R
AUX 4 RTN L	19	20	AUX 4 RTN R
AUX 5 RTN L	21	22	AUX 5 RTN R
AUX 6 RTN L	23	24	AUX 6 RTN R
AUX RTN GND	25	26	AUX RTN GND

J8

L MIX UNBAL OUT	1	2	L MIX UNBAL GND
R MIX UNBAL OUT	3	4	R MIX UNBAL GND
MIX B OUT L	5	6	MIX B OUT R
MIX B GND	7	8	CONTROL ROOM R
CONTROL ROOM L	9	10	CONTROL ROOM GND
STUDIO L	11	12	STUDIO R
STUDIO GND	13	14	PHONES 1 R
PHONES 1 L	15	16	PHONES 1 GND
PHONES 2 L	17	18	PHONES 2 R
PHONES 2 GND	19	20	R METER B
L METER B	21	22	2 TRK/EXT GND
2 TRK L	23	24	2 TRK R
EXT IN L	25	26	EXT IN R
-16V	27	28	-16V
+16V	29	30	+16V
+5V	31	32	+5V
DGND	33	34	DGND

J9

SUB 1 INS SEND	1	2	SUB 1 INS RTN
SUB 2 INS SEND	3	4	SUB 2 INS RTN
SUB 3 INS SEND	5	6	SUB 3 INS RTN
SUB 4 INS SEND	7	8	SUB 4 INS RTN
SUB 5 INS SEND	9	10	SUB 5 INS RTN
SUB 6 INS SEND	11	12	SUB 6 INS RTN
SUB 7 INS SEND	13	14	SUB 7 INS RTN
SUB 8 INS SEND	15	16	SUB 8 INS RTN
L MIX INS SEND	17	18	L MIX INS RTN
R MIX INS SEND	19	20	R MIX INS RTN

J10

SUB 1 TO METER	1
SUB 2 TO METER	2
SUB 3 TO METER	3
SUB 4 TO METER	4
SUB 5 TO METER	5
SUB 6 TO METER	6
SUB 7 TO METER	7
SUB 8 TO METER	8
L TO METER	9
R TO METER	10
SUB METER MUTE	11
DGND	12
+5V	13
DGND	14

J11

SUB 1 OUT +	1	2	SUB 1 OUT -
SUB 1 OUT GND	3	4	SUB 2 OUT GND
SUB 2 OUT -	5	6	SUB 2 OUT +
SUB 3 OUT -	7	8	SUB 3 OUT +
SUB 3 OUT GND	9	10	SUB 4 OUT GND
SUB 4 OUT -	11	12	SUB 4 OUT +
SUB 5 OUT -	13	14	SUB 5 OUT +
SUB 5 OUT GND	15	16	SUB 6 OUT GND
SUB 6 OUT -	17	18	SUB 6 OUT +
SUB 7 OUT -	19	20	SUB 7 OUT +
SUB 7 OUT GND	21	22	SUB 8 OUT -
SUB 8 OUT GND	23	24	SUB 8 OUT GND
AGND	25	26	AGND
R OUT +	27	28	R OUT GND
R OUT -	29	30	AGND
L OUT GND	31	32	L OUT +
L OUT -	33	34	AGND

J15

DGND	1
+5V	2
+12V	3
+48V	4
+16V	5
AGND	6
-18V	7